

## LEGENDS OF THE FIGURES

Fig. 1. *Bulbophyllum schinzianum* Krzl. var. *schinzianum*.

a - plant; b - flower; c - flower analysis, from left to right: median sepal, petal, lateral sepal, lip; d, e - lip, left: adaxially, right: abaxially; f-h - lip, adaxially; i - column and lip, lateral view; j - anther, left: adaxially, right: abaxially; k - pollinia, left: single pair, right: both pairs. a-d, i - Baldwin 10100; e - v.d. Burg 1241; f - Pittery 637; g - De Wilde 8132; h - Laurent 232; j, k - Edinburgh cult. s.n.

Fig. 2. *Bulbophyllum schinzianum* Krzl. var. *irigaleae* (Cribb & Perez-Vera) J.J. Vermeulen.

a - plant; b - flower; c - flower analysis, from left to right: median sepal, petal, lateral sepal, lip; d - lip, left: adaxially, right: abaxially; e - column and lip, lateral view. a-e - Perez-Vera 571.

Fig. 3. *Bulbophyllum schinzianum* Krzl. var. *phaeopogon* (Schltr) J.J. Vermeulen.

a - plant; b - flower; c - flower analysis, from left to right: median sepal, petal, lateral sepal, lip; d - lip, left: adaxially, right: abaxially; e - column and lip, lateral view; f - pollinia, left: single pair, right: both pairs (stipes missing!); g - anther, left: abaxially, right: adaxially. a-e - Le Testu 5178; f-g - Chew 12.

Fig. 4. *Bulbophyllum subligaculiferum* J.J. Vermeulen.

a - plant; b - flower analysis, from left to right: median sepal, petal, lateral sepal, lip; c - lip, left: adaxially, right: abaxially; d - column and lip, lateral view; e - longitudinal section through base of lip; f - anther, above: adaxially, below: abaxially; g - pollinia, left: single pair, right: both pairs. a-g - De Wilde, Arends, Louis, Bouman & Karper 183.

Fig. 5. *Bulbophyllum saltatorium* Lindl. var. *saltatorium*.

a - plant; b - flower; c - flower analysis, from left to right: median sepal, petal, lateral sepal, lip; d - lip, left: adaxially, right: abaxially; e-f - column and lip, lateral view. a-f - Sanders cult. s.n.

Fig. 6. *Bulbophyllum saltatorium* Lindl. var. *albociliatum* (Finet) J.J. Vermeulen, entity a.

a - plant; b - flower; c - flower analysis, from left to right: median sepal, petal, lateral sepal, lip; d - lip, left: adaxially, right: abaxially; e - column and lip, lateral view; f - anther, left: adaxially, right: abaxially; g - pollinia, left: single pair, with detached stipes, right: both pairs. a-e - Jongejan cult. 62; f-g - Dekker 434.

Fig. 7. *Bulbophyllum saltatorium* Lindl. var. *albociliatum* (Finet) J.J. Vermeulen, entity b.

a - Inflorescence; b - plant; c - flower analysis, from left to right: median sepal, petal, lateral sepal, lip; d - lip, left: adaxially, right: abaxially; e - column and lip, lateral view. a - Glasnevin cult. s.n.; b - Kew cult. s.n.; c-e - Pfennig s.n.

Fig. 8. *Bulbophyllum saltatorium* Lindl. var. *albociliatum* (Finet) J.J. Vermeulen. a-b plant; c-d flower analysis, from left to right: median sepal, petal, lateral sepal, lip; e-f lip, left: adaxially, right: abaxially; g-h column, lateral view. a, c, e, g - Le Testu 5787; b, d, f, h - Le Testu 5562.

Fig. 9. *Bulbophyllum saltatorium* Lindl. var. *calamarium* (Lindl.) J.J. Vermeulen. a - plant; b - flower; c - flower analysis, from left to right: median sepal, petal, lateral sepal, lip; d - lip, left: adaxially, right: abaxially; e - column and lip, lateral view; f - anther, adaxially; g - pollinia, left: single pair, right: both pairs. a-e - Jongejan cult. 29; f-g - De Wilde 7667a.

Fig. 10. *Bulbophyllum barbigerum* Lindl. a - plant; b - flower; c - flower analysis, from left to right: median sepal, petal, lateral sepal, lip; d - lip, adaxially; e - column and lip, lateral view; f - anther, left: adaxially, right: abaxially; g - pollinia, left: single pair, right: both pairs. a-e - Lodewijk cult. 123; f-g - Wageningen cult. Hort. 00-461 = Leiden cult. Hort. 23666.

Fig. 11. *Bulbophyllum vulcanicum* Krzl. a - plant; b - flower; c - flower analysis, from left to right: median sepal, petal, lateral sepal, lip; d - lip, left: adaxially, right: abaxially; e - column and lip, lateral view; f - anther, left: adaxially, right: abaxially; g - pollinia, left: single pair, right: both pairs. a-g - Mulder in Jongejan cult. 60.

Fig. 12. *Bulbophyllum cochleatum* Lindl. var. *cochleatum*, entity a. a - plant; b - flower; c - flower analysis, from left to right: median sepal, petal, lateral sepal, lip; d - lip, left: adaxially, right: abaxially; e - column and lip, lateral view; f - anther, left: adaxially, right: abaxially; g - pollinia, left: single pair, right: both pairs. a-e - Wubben cult. s.n.; f-g - Jongejan cult. 63.

Fig. 13. *Bulbophyllum cochleatum* Lindl. var. *cochleatum*, entity b. a - plant; b - flower; c - flower analysis, from left to right: median sepal, petal, lateral sepal, lip; d - lip, left: adaxially, right: abaxially; e - column and lip, lateral view. a - Mann 1337; b-e - Melville 461,

Fig. 14. *Bulbophyllum cochleatum* Lindl. var. *gravidum* (Lindl.) J.J. Vermeulen, entity c. (a, f, g) and d. (b-e, h). a-b - plant (back pseudobulb of plant in fig. b has lost one leaf); c - flower; d - flower analysis, from left to right: median sepal, petal, lateral sepal, lip; e - lip, left: adaxially, right: abaxially; f - lip, adaxially; g-h - column and lip, lateral view. a - Mann 650; b-e, h - Milne Redhead & Taylor 8912; f-g Sanford 4163.

Fig. 15. *Bulbophyllum cochleatum* Lindl. var. *bequaertii* (De Wild.) J.J. Vermeulen. a - plant; b - flower; c - flower analysis, from left to right: median sepal, petal, lateral sepal, lip; d - lip, left: adaxially, right: abaxially; e - column and lip, lateral view. a-e - Wubben cult. s.n.



Fig. 16. *Bulbophyllum cochleatum* Lindl. var. *tenuicaule* (Lindl.) J.J. Vermeulen.  
a - plant; b - flower; c - flower analysis, from left to right: median sepal, petal, lateral sepal, lip; d - lip, left: adaxially, right: abaxially; e - column and lip, lateral view. a-e - Wimbush & King 150.

Fig. 17. *Bulbophyllum cochleatum* Lindl. var. *brachyanthum* (Lindl.) J.J. Vermeulen.  
a - plant; b - flower; c - flower analysis, from left to right: median sepal, petal, lateral sepal, lip; d - lip, left: adaxially, right: abaxially; e - column and lip, lateral view. a - Gardner 2548; b-e - Meyer 198.

Fig. 18. *Bulbophyllum burttii* Summerh.  
a - plant; b - flower; c - flower analysis, from left to right: median sepal, petal, lateral sepal, lip; d - lip, left: adaxially, right: abaxially; e - column and lip, lateral view; f - anther, left: adaxially, right: abaxially; g - pollinia, left: single pair, right: both pairs. a - Burt 3164; b-e - Germain 2996; f-g - Symoens 5393a.

Fig. 19. *Bulbophyllum kivuense* J.J. Vermeulen.  
a - plant; b - flower; c - flower analysis, from left to right: median sepal, petal, lateral sepal, lip; d - lip, left: adaxially, right: abaxially; e - column and lip, lateral view; f - anther, left: adaxially, right: abaxially; g - pollinia, left: single pair, right: both pairs. a-g - Troupin 15652.

Fig. 20. *Bulbophyllum inornatum* J.J. Vermeulen.  
a - plant; b - flower; c - flower analysis, from left to right: median sepal, petal, lateral sepal, lip; d - lip, left: adaxially, right: abaxially; e - column and lip, lateral view; f - anther, left: adaxially, right: abaxially; g - pollinia, left: single pair, right: both pairs. a-g - Stolze & Scharff s.n.

Fig. 21. *Bulbophyllum bavonis* J.J. Vermeulen.  
a - plant; b - flower; c - flower analysis, from left to right: median sepal, petal, lateral sepal, lip; d - lip, left: adaxially, right: abaxially; e - column and lip, lateral view; f - anther, left: adaxially, right: abaxially; g - pollinia, left: single pair, right: both pairs. a-g - Dowsett Lemaire 674.

Fig. 22. *Bulbophyllum stolzii* Schltr.  
a - plant; b - flower; c - flower analysis, from left to right: median sepal, petal, lateral sepal, lip; d - lip, left: adaxially, right: abaxially; e - column and lip, lateral view; f - anther, left: adaxially, right: abaxially; g - pollinia, left: single pair, right: both pairs. a-b, f - Stolz 767; c-e, g - Cribb & Grey Wilson 10818.

Fig. 23. *Bulbophyllum prorepens* Summerh.  
a - plant; b - flower; c - flower analysis, from left to right: median sepal, petal, lateral sepal, lip; d - lip, left: adaxially, right: abaxially; e - column and lip, lateral view; f - anther, left: adaxially, right: abaxially; g - pollinia, left: both pairs, right: single pair. a-g - Burt 3152.

Fig. 24. *Bulbophyllum intertextum* Lindl.

a-b - plant; c - flower; d - flower analysis, from left to right: median sepal, petal, lateral sepal, lip; e - lip, left: adaxially, right: abaxially; f - column and lip, lateral view; g - column, frontal view; h - anther, left: adaxially, right: abaxially; i - pollinia, left: a single, right: both. a, c-i - Jongejan cult. 6; b - Waterman & Mc Keay 814.

Fig. 25. *Bulbophyllum vanum* J.J. Vermeulen.

a - plant; b - top part inflorescence; c - flower analysis, from left to right: median sepal, petal, lateral sepal, lip; d - lip, left: adaxially, right: abaxially; e - column and lip, lateral view; f - anther, left: adaxially, right: abaxially; g - pollinia, left: single pair, right: both pairs. a-g - Breteler & De Wilde 642.

Fig. 26. *Bulbophyllum capituliflorum* Rolfe.

a-b - plant; c - flower; d - flower analysis, from left to right: median sepal, petal, lateral sepal, lip; e - lip, left: adaxially, right: abaxially; f - column and lip, lateral view; g - anther, left: adaxially, right: abaxially; h - pollinia, left: single pair, right: both pairs. a, d, g, h - Wageningen cult. Hort. 81-027 = Leiden cult. Hort. 23687; b, c, e, f - Glasnevin cult. s.n.

Fig. 27. *Bulbophyllum pipio* Rchb. f.

a - plant; b - flower; c - flower analysis, from left to right: median sepal, petal, lateral sepal, lip; d - lip, left: adaxially, right: abaxially; e - column and lip, lateral view; f - anther, left: adaxially, right: abaxially; g - pollinia, left: single pair, right: both pairs. a-e - Groot cult. 496; f, g - Adames 100.

Fig. 28. *Bulbophyllum pumilum* (Sw.) Lindl., entity a.

a - plant; b - flower; c - flower analysis, from left to right: median sepal, petal, lateral sepal, lip; d - lip, left: adaxially, right: abaxially; e - column and lip, lateral view; f - anther, left: adaxially, right: abaxially; g - pollinia, left: single pair, right: both pairs. a-e - Jongejan cult. 65; f, g - Jongejan cult. 26.

Fig. 29. *Bulbophyllum pumilum* (Sw.) Lindl., entity b. (a-e) and c. (f-j).

a - plant; b - flower; c - flower analysis, from left to right: median sepal, petal, lateral sepal, lip; d - lip, left: adaxially, right: abaxially; e - column and lip, lateral view; f - plant; g - flower; h - flower analysis, from left to right: median sepal, petal, lateral sepal, lip; i - lip, left: adaxially, right: abaxially; j - column and lip, lateral view. a-e - Jongejan cult. 51; f-j - Lodewijk cult. 160.

Fig. 30. *Bulbophyllum pumilum* (Sw.) Lindl., entity d. (a-e) and e. (f-j).

a - plant; b - flower; c - flower analysis, from left to right: longitudinal section through median sepal, median sepal, petal, lateral sepal, lip; d - lip, left: adaxially, right: abaxially; e - column and lip, lateral view; f - plant; g - flower; h - flower analysis, from left to right: median sepal, petal, lateral sepal, lip; i - lip, left: adaxially, right: abaxially; j - column and lip, lateral view. a-e - Groot cult. 666; f-j - Keay & Savory FHI 25309.

Fig. 31. *Bulbophyllum coriscense* Rehb. f.

a - plant; b - flower; c - flower analysis, from left to right: median sepal, petal, lateral sepal, lip; d - lip, left: adaxially, right: abaxially; e - column and lip, lateral view; f - anther, left: adaxially, right: abaxially; g - pollinia, left: a single, right: both. a-g - Mann 1883.

Fig. 32. *Bulbophyllum cocoinum* Lindl.

a - plant; b - flower; c - flower analysis, from left to right: median sepal, petal, lateral sepal, lip; d - lip, left: adaxially, right: abaxially; e - column and lip, lateral view; f - anther, above: adaxially, below: abaxially; g - pollinia, above: both, below: a single. a-e - Jongejan cult. 66; f-g - Jongejan cult. 865.

Fig. 33. *Bulbophyllum josephii* (Kuntze) Summerh. var. *josephii*; E. African specimen (a -e, i, j) and Cameroun specimen (f-h).

a - plant; b - flower; c - flower analysis, from left to right: median sepal, petal, lateral sepal, lip; d - lip, left: adaxially, right: abaxially; e - column and lip, lateral view; f - lip, left: adaxially, right: abaxially; g - column and lip, lateral view; h - petal; i - anther, left: adaxially, right: abaxially; j - pollinia, left: single pair, right: both pairs. a-c - Stolz 638; d, e - Cribb, Grey Wilson & Mwasumbi 11315; f-h - Mann 2124; i, j - Schlieben 3578.

Fig. 34. *Bulbophyllum josephii* (Kuntze) Summerh. var. *mahonii* (Rolfe) J.J. Vermeulen.

a - plant; b - flower; c - flower analysis, from left to right: median sepal, petal, lateral sepal, lip; d - lip, left: adaxially, right: abaxially; e - column and lip, lateral view. a - Mahon s.n.; b-e - Williamson 22.

Fig. 35. *Bulbophyllum josephii* (Kuntze) Summerh. var. *mahonii* (Rolfe) J.J. Vermeulen; W. African specimen (a, c, e, f) and Cameroun specimen (b, d, g, h).

a, b - plant; c, d - flower analysis, from left to right: median sepal, petal, lateral sepal, lip; e, g - lip, left: adaxially, right: abaxially; f, h - column and lip, lateral view. a, c, e, f - Adams 640; b - Keay FHI 25439; d, g, h - Gregory 558.

Fig. 36. *Bulbophyllum calvum* Summerh.

a - plant; b - flower; c - flower analysis, from left to right: median sepal, petal, lateral sepal, lip; d - lip, left: adaxially, right: abaxially; e - column and lip, lateral view. a-e - Nash & King 178.

Fig. 37. *Bulbophyllum expallidum* J.J. Vermeulen.

a - plant; b - flower; c - flower analysis, from left to right: median sepal, petal, lateral sepal, lip; d - lip, left: adaxially, right: abaxially; e - column and lip, lateral view; f - anther, above: adaxially, below: abaxially; g - pollinia, above: both, below: a single. a-e - Holmes 10.2; f-g - Leiden cult. Hort. 22296.

Fig. 38. *Bulbophyllum ivorense* Cribb & Perez-Vera.

a - plant; b - flower; c - flower analysis, from left to right: median sepal, petal, lateral

sepal, lip; d - lip, left: adaxially, right: abaxially; e - column and lip, lateral view; f - anther, left: adaxially, right: abaxially; g - pollinia, left: single pair, right: both pairs. a - Perez-Vera 137; b-g - Adames 588.

Fig. 39. *Bulbophyllum mediocre* Summerh.

a - plant; b - flower; c - flower analysis, from left to right: median sepal, petal, lateral sepal, lip; d - lip, left: adaxially, right: abaxially; e - column and lip, lateral view; f - anther, left: adaxially, right: abaxially; g - pollinia, left: single pair, right: both pairs. a-e - Monod 11842; f-g - Monod 12130.

Fig. 40. *Bulbophyllum schimperanum* Krzl.

a - plant; b - flower; c - flower analysis, from left to right: median sepal, petal, lateral sepal, lip; d - lip, left: adaxially, right: abaxially; e - column and lip, lateral view; f - anther, left: adaxially, right: abaxially; g - pollinia, left: single pair, right: both pairs. a-g - Jongejan cult. 51.

Fig. 41. *Bulbophyllum oxychilum* Schltr.

a - plant; b - part of the inflorescence; c - flower analysis, from left to right: median sepal, petal, lateral sepal, lip; d - lip, left: adaxially, right: abaxially; e - column and lip, lateral view; f - anther, left: adaxially, right: abaxially; g - pollinia, left: single pair, right: both pairs. a-e - Groot cult. 387; f, g - Adames 664.

Fig. 42. *Bulbophyllum nigritianum* Rendle.

a - plant; b - flower; c - flower analysis, from left to right: median sepal, petal, lateral sepal, lip; d - lip, left: adaxially, right: abaxially; e - column and lip, lateral view; f - anther, left: adaxially, right: abaxially; g - pollinia, left: single pair, right: both pairs. a-e - Deighton 4946; f, g - Bowden 135-23.

Fig. 43. *Bulbophyllum humblotii* Rolfe.

a - plant; b - flower; c - flower analysis, from left to right: median sepal, petal, lateral sepal, lip; d - lip, left: adaxially, right: abaxially; e - column and lip, lateral view; f - anther, left: adaxially, right: abaxially; g - pollinia, left: single pair, right: both pairs. a-e - Ngoni 232; f, g - Ball 316;

Fig. 44. *Bulbophyllum scariosum* Summerh.

a - plant; b - flower, right: floral bract; c - flower analysis, from left to right: median sepal, petal, lateral sepal, lip; d - lip, left: adaxially, right: abaxially; e - column and lip, lateral view; f - anther, left: adaxially, right: abaxially; g - pollinia, left: single pair, right: both pairs. a-e - Adames 801; f, g - Bos 2390.

Fig. 45. *Bulbophyllum pandanetorum* Summerh.

a - plant; b - flower with floral bract; c - flower analysis, from left to right: median sepal, petal, lateral sepal, lip; d - lip, left: adaxially, right: abaxially; e - column and lip, lateral view; a, d - Le Testu 5527; b, c, e - Le Testu 5547.

Fig. 46. *Bulbophyllum denticulatum* Rolfe.

a - plant; b - flower; c - flower analysis, from left to right: median sepal, petal, lateral sepal, lip; d - lip, left: adaxially, right: abaxially; e - column and lip, lateral view; f - anther, left: adaxially, right: abaxially; g - pollinia, left: single pair, right: both pairs. a-e - O'Brien cult. s.n.; f, g - De Wit s.n.

Fig. 47. *Bulbophyllum comatum* Lindl. var. *comatum*.

a - plant; b - flower; c - flower analysis, from left to right: median sepal, petal, lateral sepal, lip, floral bract; d - lip, left: adaxially, right: abaxially; e - column and lip, lateral view; f - column, frontal view; g - petal. a-g - Keay & Savory FHI 25245.

Fig. 48. *Bulbophyllum comatum* Lindl. var. *inflatum* (Rolfe) J.J. Vermeulen.

a - plant; b - flower; c - flower analysis, from left to right: median sepal, petal, lateral sepal, lip, floral bract; d - lip, left: adaxially, right: abaxially; e - column and lip, lateral view; f - anther, left: adaxially, right: abaxially; g - pollinia, left: single pair, right: both pairs. a-e - Jongejan cult. 55; f, g - Geerling & Bokdam 1791.

Fig. 49. *Bulbophyllum bifarium* Hook. f.

a - plant; b - part of inflorescence; c - flower analysis, from left to right: median sepal, petal, lateral sepal, lip; d - lip, above: adaxially, below: abaxially; e - column and lip, lateral view; f - anther, left: adaxially, right: abaxially; g - pollinia, left: single pair viewed from different directions, right: both pairs. a-g - Letouzey 13296.

Fig. 50. *Bulbophyllum bidenticulatum* J.J. Vermeulen ssp. *bidenticulatum*

a - plant; b - part of inflorescence; c - flower analysis, from left to right: median sepal, petal, lateral sepal, lip; d - lip, left: adaxially, right: abaxially; e - column and lip, lateral view; f - anther, above: adaxially, below: abaxially; a-f - Morton & Gledhill S.L. 3157.

Fig. 51. *Bulbophyllum bidenticulatum* J.J. Vermeulen ssp. *joyceae* J.J. Vermeulen.

a - plant; b - part of inflorescence; c - flower analysis, from left to right: median sepal, petal, lateral sepal, lip; d - lip, left: adaxially, right: abaxially; e - column and lip, lateral view; f - anther, left: adaxially, right: abaxially; g - pollinia, left: single pair, right: both pairs. a-g - Stewart 1193.

Fig. 52. *Bulbophyllum nigericum* Summerh.

a - plant; b - part of inflorescence; c - flower analysis, from left to right: median sepal, petal, lateral sepal, lip; d - lip, left: adaxially, right: abaxially; e - column and lip, lateral view. a-e - King 124.

Fig. 53. *Bulbophyllum renkinianum* (Laurent) De Wild.

a - plant; b - flower; c - flower analysis, from left to right: median sepal, petal, lateral sepal, lip; d - lip, left: adaxially, right: abaxially; e - column and lip, lateral view; f - anther, above: adaxially, below: abaxially; g - pollinia, both pairs. a-g - Le Testu 5772.

Fig. 54. *Bulbophyllum dolabriforme* J.J. Vermeulen.

a - plant; b - flower; c - flower analysis, from left to right: median sepal, petal, lateral sepal, lip; d - lip, left: adaxially, right: abaxially; e - column and lip, lateral view; f - anther, left: adaxially, right: abaxially; g - pollinia, left: single pair, right: both pairs. a-g - Graham & Smith 570.

Fig. 55. *Bulbophyllum curvimentatum* J.J. Vermeulen.

a - plant; b - flower analysis, from left to right: median sepal, petal, lateral sepal, lip; c - lip, left: adaxially, right: abaxially; d - column and lip, lateral view; e - anther, left: adaxially, right: abaxially. a-e - Sanford 4035.

Fig. 56. *Bulbophyllum colubrinum* (Rchb. f.) Rchb. f.

a - plant; b - flower; c - flower analysis, from left to right: median sepal, petal, lateral sepal, lip; d - lip, left: adaxially, right: abaxially; e - column and lip, lateral view; f - anther, left: adaxially, right: abaxially; g - pollinia, left: single pair, right: both pairs. a - Adames 128; b-g - van Imschoot s.n.

Fig. 57. *Bulbophyllum maximum* (Lindl.) Rchb. f., entity a.

a - plant; b - flower; c - flower analysis, from left to right: median sepal, petal, lateral sepal, lip; d - lip, left: adaxially, right: abaxially; e - column and lip, lateral view. a - De Koning s.n.; b-e - Bowling G.C. 36615.

Fig. 58. *Bulbophyllum maximum* (Lindl.) Rchb. f., entity b.

a - plant; b - inflorescence; c - flower; d - flower analysis, from left to right: median sepal, petal, lateral sepal, lip; e - lip, left: adaxially, right: abaxially; f - column and lip, lateral view; g - anther, left: adaxially, right: abaxially; h - pollinia, left: single pair, right: both pairs. a, c-g - Jongejan cult. 19; b - Groot cult. 390.

Fig. 59. *Bulbophyllum injoloense* De Wild. ssp. *injoloense*.

a - plant; b - flower analysis, from left to right: median sepal, petal, lateral sepal, lip; c - lip, left: adaxially, right: abaxially; d - column and lip, lateral view. a-d - Laurent 937.

Fig. 60. *Bulbophyllum injoloense* De Wild. ssp. *pseudoxypterum* (J.J. Vermeulen) J.J. Vermeulen.

a - plant; b - flower; c - flower analysis, from left to right: median sepal, petal, lateral sepal, lip; d - lip, left: adaxially, right: abaxially; e - column and lip, lateral view; f - anther, left: adaxially, right: abaxially. a-e - Moreau 86; f - Nash 12.

Fig. 61. *Bulbophyllum imbricatum* Lindl.

a, b - plant; c - flower; d - flower analysis, from left to right: median sepal, petal, lateral sepal, lip; e - lip, left: adaxially, right: abaxially; f - column and lip, lateral view; g - anther, left: adaxially, right: abaxially; h - pollinia, left: single pair, right: both pairs. a - Sanford 5705; b, c - Adames 685; d-f - Segerbaeck 1139; g, h - Le Testu 8949.

Fig. 62. *Bulbophyllum magnibracteatum* Summerh.

a, b - plant; c - flower; d - flower analysis, from left to right: median sepal, petal, lateral sepal, lip; e - lip, left: adaxially, right: abaxially; f - column and lip, lateral view; g - anther, left: adaxially, right: abaxially; a, c-f - Perez-Vera 139b; b - Perez-Vera 139d; g - Mylord s.n.

Fig. 63. *Bulbophyllum sandersonii* (Hook. f.) Rchb. f. ssp. *sandersonii*.

a - plant; b - inflorescence; c - flower; d - flower analysis, from left to right: median sepal, petal, lateral sepal, lip; e - lip, left: adaxially, right: abaxially; f - column and lip, lateral view; g - anther, left: adaxially, right: abaxially; h - pollinia, left: single pair, right: both pairs. a - Polhill & Paulo 1684; b-f - Gassner 16; g, h - Wubben cult. s.n.

Fig. 64. *Bulbophyllum sandersonii* (Hook. f.) Rchb. f. ssp. *stenopetalum* (Krzl.) J.J. Vermeulen.

a - plant; b - flower; c - flower analysis, from left to right: median sepal, petal, lateral sepal, lip; d - lip, left: adaxially, right: abaxially; e - column and lip, lateral view; f - anther, left: adaxially, right: abaxially; g - pollinia, left: single pair, right: both pairs, with detached stipes. a-g - Groot cult. 635.

Fig. 65. *Bulbophyllum lizae* J.J. Vermeulen.

a - plant; b - flower; c - flower analysis, from left to right: median sepal, petal, lateral sepal, lip; d - lip, left: adaxially, right: abaxially; e - column and lip, lateral view; f - anther, left: adaxially, right: abaxially; g - pollinia, left: both pairs, right: single pair. a-g - De Wilde, Arends & Groenendijk 129.

Fig. 66. *Bulbophyllum purpureorhachis* (De Wild.) Schltr.

a - plant; b - flower; c - flower analysis, from left to right: median sepal, petal, lateral sepal, lip; d - lip, left: adaxially, right: abaxially; e - column and lip, lateral view; f - anther, left: adaxially, right: abaxially; g - pollinia, left: single pair, right: both pairs. a-e - Letourey 5617; f, g - Le Testu 9269.

Fig. 67. *Bulbophyllum falcipetalum* Lindl.

a - plant; b - flower; c - flower analysis, from left to right: median sepal, petal, lateral sepal, lip, floral bract; d - lip, left: adaxially, right: abaxially; e - column and lip, lateral view; f - column, frontal view; g - anther, left: adaxially, right: abaxially; h - pollinia, left: single pair, right: both pairs. a-f - Perez 716; g, h - De Wilde 688.

Fig. 68. *Bulbophyllum scaberulum* (Rolfe) Bolus var. *scaberulum*, entity a. (f), entity b. (a), entity c. (b-e, g, h).

a, b - plant; c - flower; d - flower analysis, from left to right: median sepal, petal, lateral sepal, lip; e - lip, above: adaxially, below: abaxially; f - column and lip, lateral view; g - anther, left: adaxially, right: abaxially; h - pollinia, left: single pair, right: both pairs. a - Pynaert 1466; b - Dekker 431; c-e, g, h - De Koning 6097. f - Wubben cult. s.n.

Fig. 69. *Bulbophyllum scaberulum* (Rolfe) Bolus var. *fuerstenbergianum* (De Wild.) J.J. Vermeulen.

a - plant; b - flower; c - flower analysis, from left to right: median sepal, petal, lateral sepal, lip; d - lip, left: adaxially, right: abaxially; e - column and lip, lateral view; f - column, frontal view. a - Savory & Keay FHI 25183; b-f - Wimbush & King 129.

Fig. 70. *Bulbophyllum scaberulum* (Rolfe) Bolus var. *crotalicaudatum* J.J. Vermeulen.

a - plant; b - inflorescence; c - flower; d - flower analysis, from left to right: median sepal, petal, lateral sepal, lip; e - lip, left: adaxially, right: abaxially; f - column and lip, lateral view. a-f - Richards 15656b.

Fig. 71. *Bulbophyllum resupinatum* Ridl. var. *resupinatum*.

a - plant; b - part of the inflorescence; c - flower analysis, from left to right: median sepal, petal, lateral sepal, lip; d - lip, left: adaxially, right: abaxially; e - column and lip, lateral view. a-e - Jongejan cult. 1.

Fig. 72. *Bulbophyllum resupinatum* Ridl. var. *filiforme* (Krzl.) J.J. Vermeulen, entity a.

a - plant; b - flower; c - flower analysis, from left to right: median sepal, petal, lateral sepal, lip; d - lip, left: adaxially, right: abaxially; e - column and lip, lateral view. a-e - Perez-Vera 270.

Fig. 73. *Bulbophyllum resupinatum* Ridl. var. *filiforme* (Krzl.) J.J. Vermeulen, entity b.

a, b - plant; c - flower; d - top of the inflorescence; e, f - flower analysis, from left to right: median sepal, petal, lateral sepal, lip; g - lip, left: adaxially, right: abaxially; h - column and lip, lateral view; i - anther, left: adaxially, right: abaxially; j - pollinia, left: single pair, right: both pairs, with a detached stipes. a, c, e, g, h - Perez-Vera 553; b, d, f - Bequaert 6705; i, j - De Koning 6152.

Fig. 74. *Bulbophyllum parvum* Summerh.

a, b - plant; c - flower analysis, from left to right: median sepal, petal, lateral sepal, lip, floral bract; d - lip, left: adaxially, right: abaxially; e - column and lip, lateral view. a-e - Jones 235.

Fig. 75. *Bulbophyllum falcatum* (Lindl.) Rchb. f. var. *falcatum*.

a - plant; b - flower; c - flower analysis, from left to right: median sepal, petal, lateral sepal, lip; d - lip, left: adaxially, right: abaxially; e - column and lip, lateral view; f - anther, left: adaxially, right: abaxially; g - pollinia, left: single pair, right: both pairs. a-e - Groot cult. 371; f, g - Leiden cult. Hort. 20283.

Fig. 76. *Bulbophyllum falcatum* (Lindl.) Rchb. f. var. *bufo* (Lindl.) J.J. Vermeulen.

a - plant; b - flower; c - flower analysis, from left to right: median sepal, petal, lateral sepal, lip; d - lip, left: adaxially, right: abaxially; e - column and lip, lateral view; a-e - Linder 1209.



Fig. 77. *Bulbophyllum falcatum* (Lindl.) Rchb. f. var. *velutinum* (Lindl.) J.J. Vermeulen, entity a. (a, c, f-j), entity b. (b, d, e).

a, b, c - plant; d - part of the inflorescence, lateral view; e - top of the inflorescence, frontal view; f - flower; g - flower analysis, from left to right: median sepal, petal, lateral sepal, lip; h - lip, left: adaxially, right: abaxially; i - column and lip, lateral view; j - top column, frontal view; a, f - Groot cult. 490; b, d, e, - Jongejan cult. 25; c, g-j - Groot cult. 369.

Fig. 78. *Bulbophyllum calyptratum* Krzl. var. *calyptratum*.

a, b - plant; c - flower; d - flower analysis, from left to right: median sepal, petal, lateral sepal, lip; e - lip, left: adaxially, right: abaxially; f - column and lip, lateral view; g - column h - anther, left: adaxially, right: abaxially; i - pollinia, left: single pair, right: both pairs. a - Staff FHI 42079; b - Deighton 5026; c-i - Segerbaeck 1182.

Fig. 79. *Bulbophyllum calyptratum* Krzl. var. *graminifolium* (Summerh.) J.J. Vermeulen.

a - plant; b - flower, left: frontal view, right: lateral view; c - flower analysis, from left to right: median sepal, petal, lateral sepal, lip; d - lip, left: adaxially, right: abaxially; e - column and lip, lateral view. a-e - Wubben cult. s.n.

Fig. 80. *Bulbophyllum calyptratum* Krzl. var. *lucifugum* (Summerh.) J.J. Vermeulen.

a - plant; b - flower, frontal view; c - flower, lateral view; d - flower analysis, from left to right: median sepal, petal, lateral sepal, lip; e - lip, left: adaxially, right: abaxially; f - column and lip, lateral view. a-f - Deighton 4377.

Fig. 81. *Bulbophyllum carnosilabium* Summerh.

a - plant (right inflorescence also basal, not on top of pseudobulb); b - flower, lateral view; c - flower analysis, from left to right: median sepal, petal, lateral sepal, lip; d - lip, left: adaxially, right: abaxially; e - column and lip, lateral view; f - anther, left: adaxially, right: abaxially; g - pollinia, left: single pair, right: both pairs. a - Le Testu 5929; b-g - Le Testu 6473.

Fig. 82. *Bulbophyllum carnosisepalum* J.J. Vermeulen.

a - plant; b - top inflorescence; c - flower analysis, from left to right: median sepal, section through median sepal, petal, lateral sepal, section through lateral sepal, lip; d - lip, left: adaxially, right: abaxially; e - column and lip, lateral view; f - anther, left: adaxially, right: abaxially; g - pollinia, both pairs. a-f - Bruneel 465; g - Sanford 5456.

Fig. 83. *Bulbophyllum ballii* Cribb.

a - plant, flowering; b - plant, fruiting; c - flower; d - flower analysis, from left to right: median sepal, petal, lateral sepal, lip; e - lip, left: adaxially, right: abaxially; f - column and lip, lateral view; g - anther, left: adaxially, right: abaxially. a, c-g - Ball 258; b - Ball 1323.

Fig. 84. *Bulbophyllum elliotii* Rolfe.

a - plant; b - inflorescence; c - flower analysis, from left to right: median sepal, petal,

lateral sepal, lip; d - lip, left: adaxially, right: abaxially; e - column and lip, lateral view; f - variation in the shape of the petals; g - anther, left: adaxially, right: abaxially; h - pollinia, left: single pair, right: both pairs. a-e, g-h - Groot cult. 320; f - from left to right: Williamson 1397a - Brummitt & Pawek 11097 - Scott Elliot (1890) s.n. - Grosvenor 809 - Lemaire Elias 217.

Fig. 85. *Bulbophyllum porphyrostachys* Summerh.

a - plant; b - flower; c - flower analysis, from left to right: median sepal, petal, lateral sepal, lip; d - lip, adaxially; e - lip, abaxially; f - column and lip, lateral view; g - anther, left: adaxially, right: abaxially; h - pollinia, left: single pair, right: both pairs. a-h - Jongejan cult. 15.

Fig. 86. *Bulbophyllum lupulinum* Lindl.

a - plant; b - flower; c - flower analysis, from left to right: median sepal, petal, lateral sepal, lip; d - lip, above: adaxially, below: abaxially; e - column and lip, lateral view; f - anther, left: adaxially, right: abaxially; g - pollinia, above: both pairs, below: single pair. a-e - Hepper 1923; f-g - Ndi 51.

Fig. 87. *Bulbophyllum tetragonum* Lindl.

a - plant; b - inflorescence; c - flower; d - flower analysis, from left to right: median sepal, petal, lateral sepal, lip; e - lip, left: adaxially, right: abaxially; f - column and lip, lateral view; g - anther, left: adaxially, right: abaxially; h - pollinia, left: single pair, right: both pairs. a-h - Wright 58/18.

Fig. 88. *Bulbophyllum horridulum* J.J. Vermeulen.

a - plant; b - flower; c - flower analysis, from left to right: median sepal, petal, section through petal, lateral sepal, id. in lateral view, lip; d - lip, left: adaxially, right: abaxially; e - column and lip, lateral view; f - anther, left: adaxially, right: abaxially; g - pollinia, left: both pairs, right: single pair. a-g - Christiaensen 2458.

Fig. 89. *Bulbophyllum acutebracteatum* De Wild. var. *acutebracteatum*.

a - plant; b - inflorescence; c - flower analysis, from left to right: median sepal, petal, lateral sepal, lip; d - lip, left: adaxially, right: abaxially; e - column and lip, lateral view; f - anther, left: adaxially, right: abaxially; g - pollinia, left: single pair, right: both pairs. a-g - Jongejan cult. 6.

Fig. 90. *Bulbophyllum acutebracteatum* De Wild. var. *rubrobrunneopapillosum* (De Wild.) J.J. Vermeulen.

a - plant; b - part of inflorescence; c - flower analysis, from left to right: median sepal, petal, lateral sepal, lip; d - floral bract; e - lip, left: adaxially, right: abaxially; f - column and lip, lateral view. a-f - Bequaert 6706.

Fig. 91. *Bulbophyllum fuscum* Lindl. var. *fuscum*.

a - plant; b - part of inflorescence; c - flower analysis, from left to right: median sepal, petal, lateral sepal, lip, floral bract; d - lip, left: adaxially, right: abaxially; e, f - column and lip, lateral view. a-e - Leeuwenberg 7134; f - Deighton 5244.

Fig. 92. *Bulbophyllum fuscum* Lindl. var. *melinostachyum* (Schltr) J.J. Vermeulen. a - plant; b - part of inflorescence; c - flower analysis, from left to right: median sepal, petal, lateral sepal, lip; d - lip, left: adaxially, right: abaxially; e - column and lip, lateral view; f - anther, left: adaxially, right: abaxially; g - pollinia, above: both pairs, below: single pair. a-e - Wubben cult. s.n.; f, g - Galt 15.

Fig. 93. *Bulbophyllum oreonastes* Rchb. f.

a, b - plant; c - part of inflorescence; d - flower analysis, from left to right: median sepal, petal, lateral sepal, lip, floral bract; e - lip, left: adaxially, right: abaxially; f - column and lip, lateral view; g - anther, left: adaxially, right: abaxially; h - pollinia, left: single pair, right: both pairs. a, c - Wubben cult. s.n.; b - Milne Redhead 4349; d-f - Harrington 546; g-h - Johansson 760.

Fig. 94. *Bulbophyllum encephalodes* Summerh.

a - plant; b - part of inflorescence; c - flower analysis, from left to right: median sepal, petal, lateral sepal, lip; d - lip, left: adaxially, right: abaxially; e - column and lip, lateral view; f - anther, left: adaxially, right: abaxially; g - pollinia, left: single pair, right: both pairs. a-e - Cribb & Grey Wilson 10255; f, g - Bain s.n.

Fig. 95. *Bulbophyllum concatenatum* Cribb & Taylor.

a - plant; b - flower; c - flower analysis, from left to right: median sepal, petal, lateral sepal, lip; d - floral bract; e - lip, left: adaxially, right: abaxially; f - column and lip, lateral view; g - anther, adaxially; h - pollinia, both pairs. a - Drummond & Hemsley 1690; b-h - Schlieben 3155.

Fig. 96. *Bulbophyllum unifoliatum* De Wild. ssp. *unifoliatum*.

a - plant; b - part of inflorescence; c - flower analysis, from left to right: median sepal, petal, lateral sepal, lip, floral bract; d - lip, left: adaxially, right: abaxially; e - lip, adaxially; f - column and lip, lateral view; g - anther, left: adaxially, right: abaxially; h - pollinia, above: both pairs, below: single pair. a-d, f - Bequaert 6616; e, g-h - Louis 13712.

Fig. 97. *Bulbophyllum unifoliatum* De Wild. ssp. *infracarinatum* (Williamson) J.J. Vermeulen.

a - plant; b - part of inflorescence; c - flower analysis, from left to right: median sepal, petal, lateral sepal, lip; d - floral bract; e - lip, left: adaxially, right: abaxially; f - column and lip, lateral view; g - anther, left: adaxially, right: abaxially; h - pollinia, above: both pairs, below: single pair. a-h - Ball 986.

Fig. 98. *Bulbophyllum unifoliatum* De Wild. ssp. *flectens* (Cribb & Taylor) J.J. Vermeulen.

a - plant; b - flower; c - flower analysis, from left to right: median sepal, petal, lateral sepal, lip; d - floral bract; e - lip, left: adaxially, right: abaxially; f - column and lip, lateral view; g - anther, left: adaxially, right: abaxially; h - pollinia, above: both pairs, below: single pair. a-h - Cribb, Grey Wilson & Mwasumbi 11446.

Fig. 99. *Bulbophyllum gilgianum* Krzl.

a - plant; b - inflorescence; c - flower analysis, from left to right: section through median sepal, median sepal, petal, section through lateral sepal, lateral sepal, lip, floral bract; d - lip, left: adaxially, right: abaxially; e - column and lip, lateral view; f - column, front view; g - anther, left: adaxially, right: abaxially; h - pollinia, left: single pair, right: both pairs. a-g - Moreau 464; h - Cribb & Grey Wilson 10420.

Fig. 100. *Bulbophyllum longiflorum* Thouars

a - plant; b - flower; c - flower analysis, from left to right: median sepal, petal, lateral sepal, lip; d - lip, left: adaxially, right: abaxially; e - column and lip, lateral view; f - anther, left: abaxially, right: adaxially; g - pollinia, left: single pair, right: both pairs. a-g - Wageningen cult. Hort. 80-483 = Leiden cult. Hort. 23626.

Fig. 101. *Chaseella pseudohydra* Summerh.

a - plant; b - pseudobulb and leaves; c - top part inflorescence; d - flower analysis, from left to right: median sepal, petal, lateral sepal, lip; e - lip, left: adaxially, right: abaxially; f - column and lip, lateral view; g - anther, left: adaxially, right: abaxially; h - pollinia, left: single, right: both. a-h - Chase SRGH 22738.

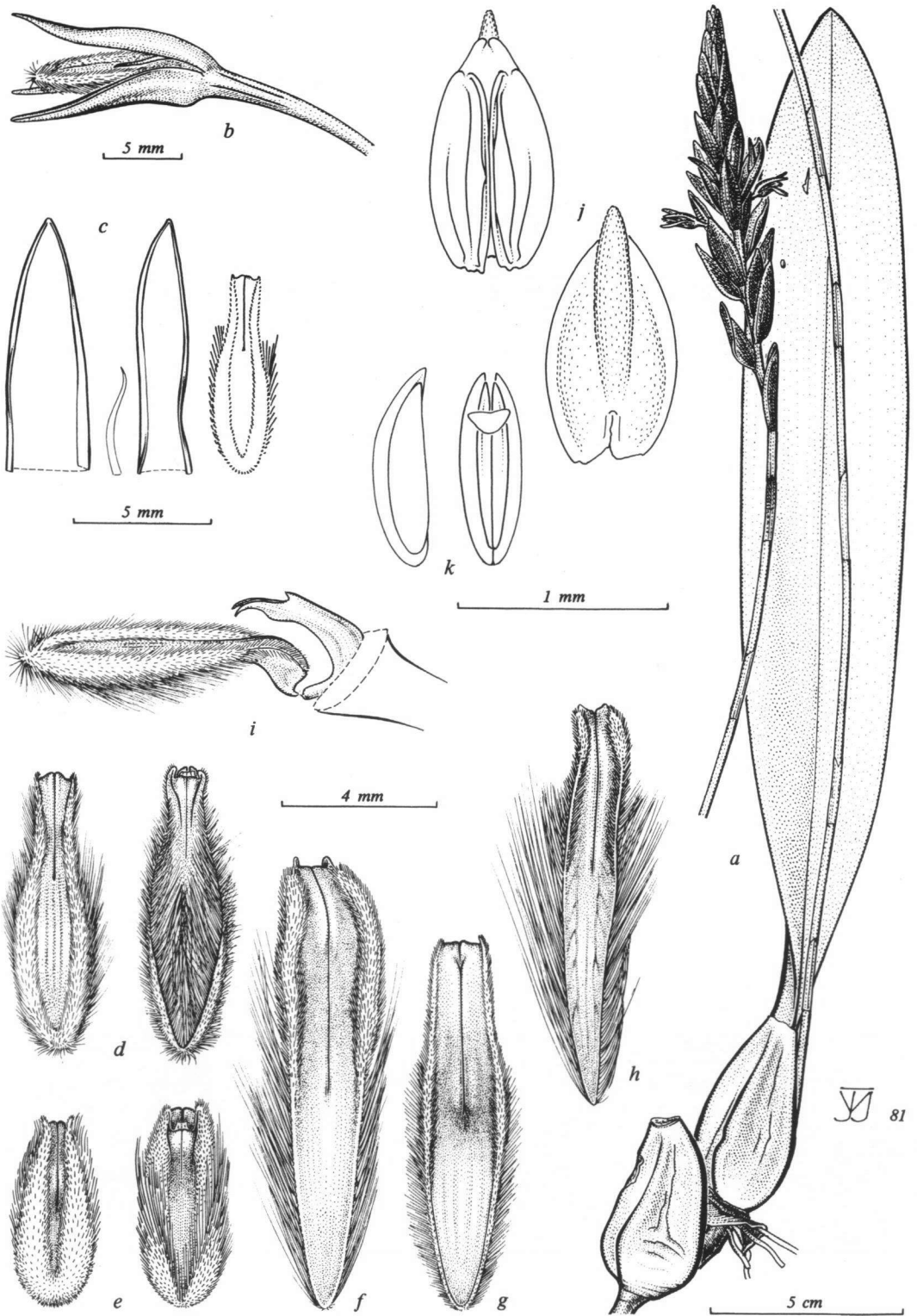


Fig. 1. *Bulbophyllum schinzianum* Krzl. var. *schinzianum*.

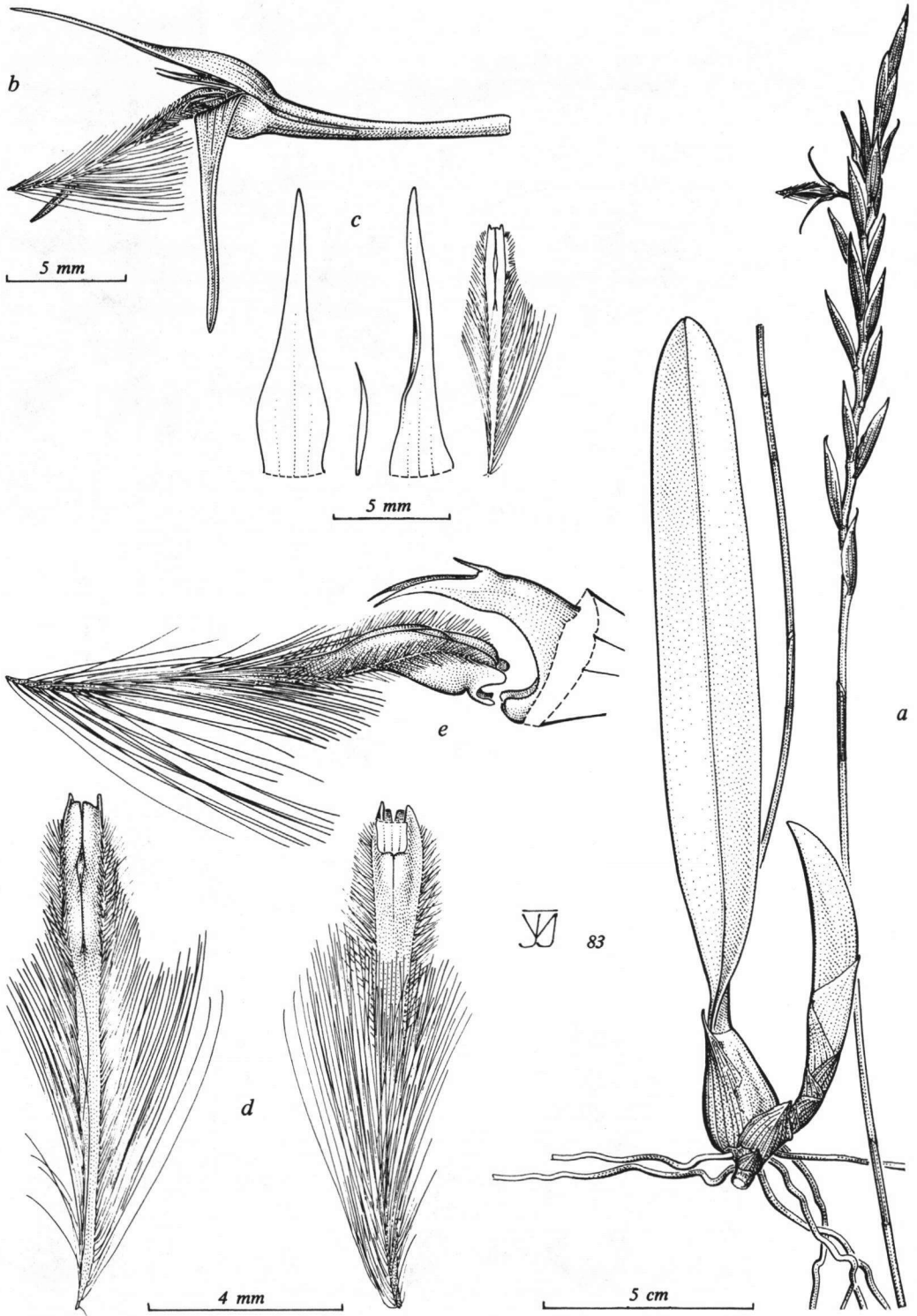


Fig. 2. *Bulbophyllum schinzianum* Krzl. var. *irigaleae* (Cribb & Perez-Vera) J.J. Vermeulen.

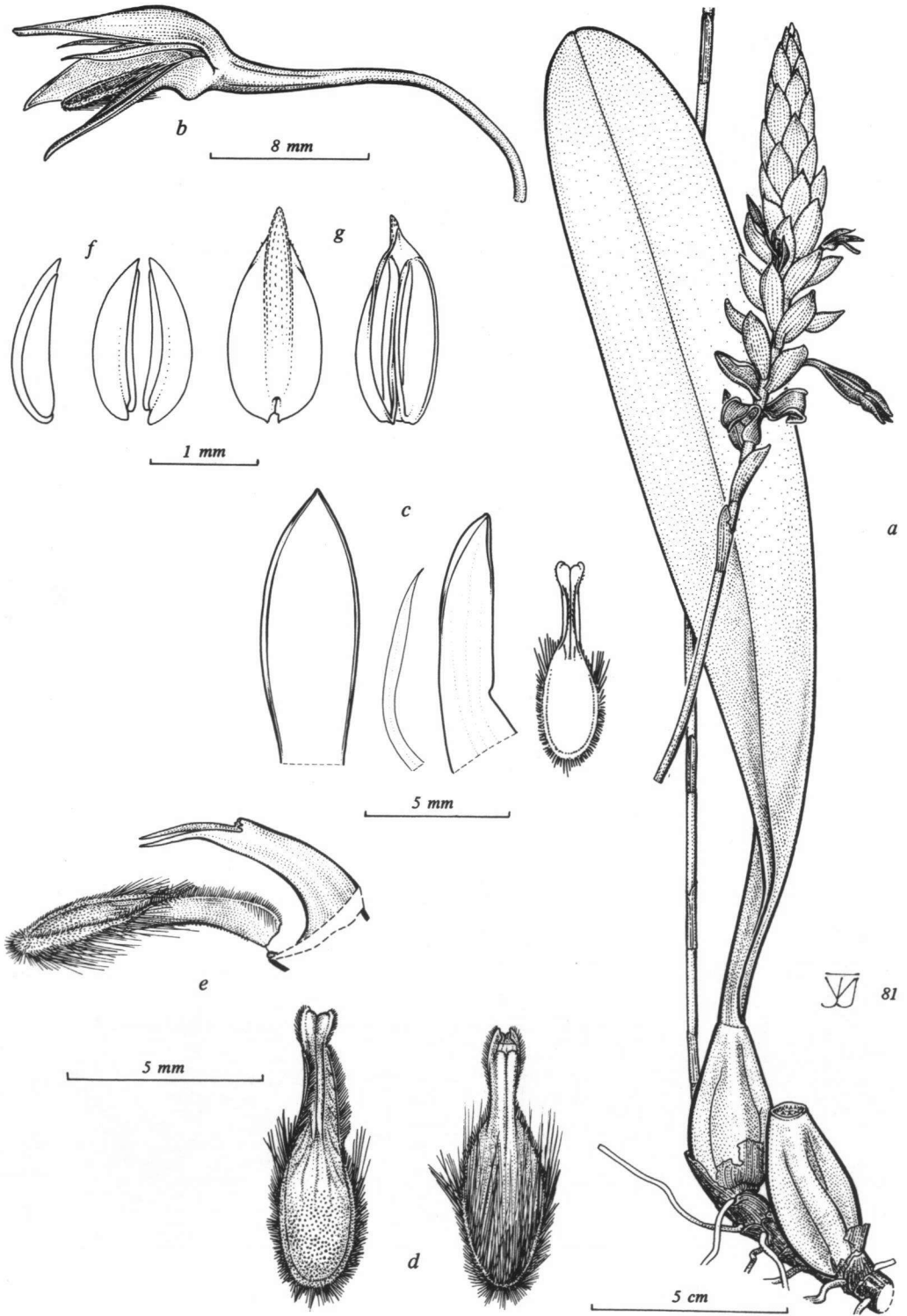


Fig. 3. *Bulbophyllum schinzianum* Krzl. var. *phaeopogon* (Schltr) J.J. Vermeulen.

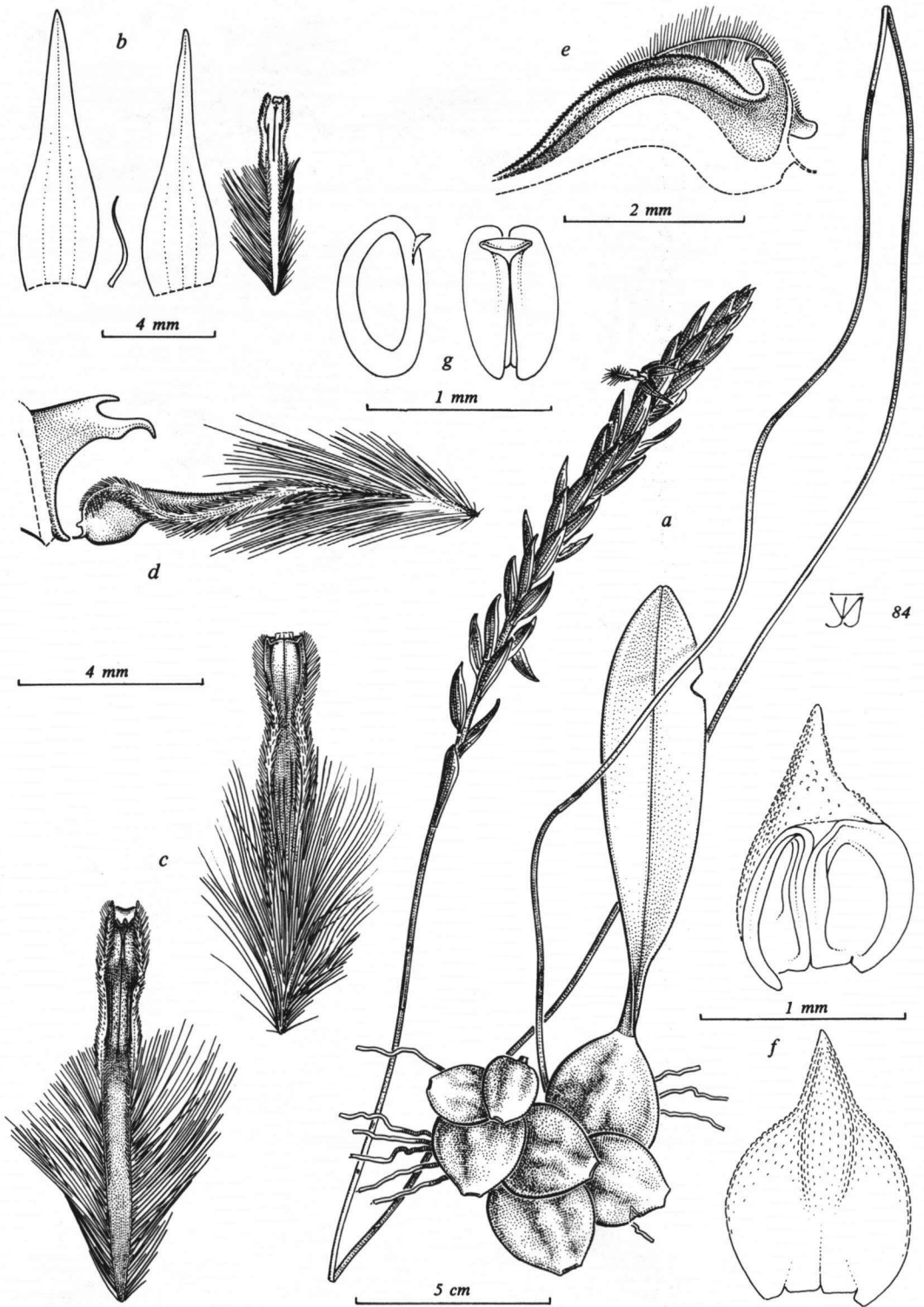


Fig. 4. *Bulbophyllum subligaculiferum* J.J. Vermeulen.



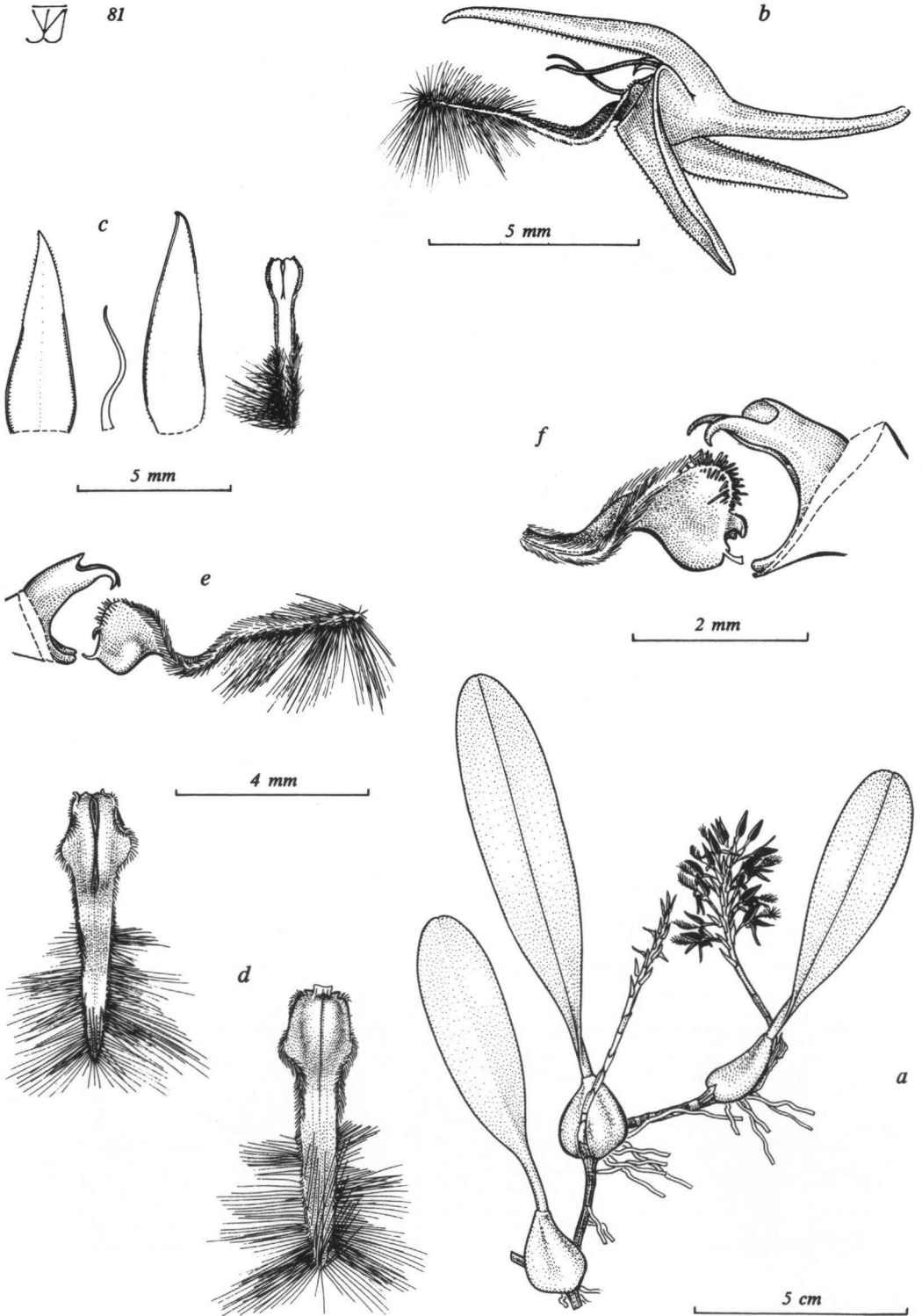


Fig. 5. *Bulbophyllum saltatorium* Lindl. var. *saltatorium*.

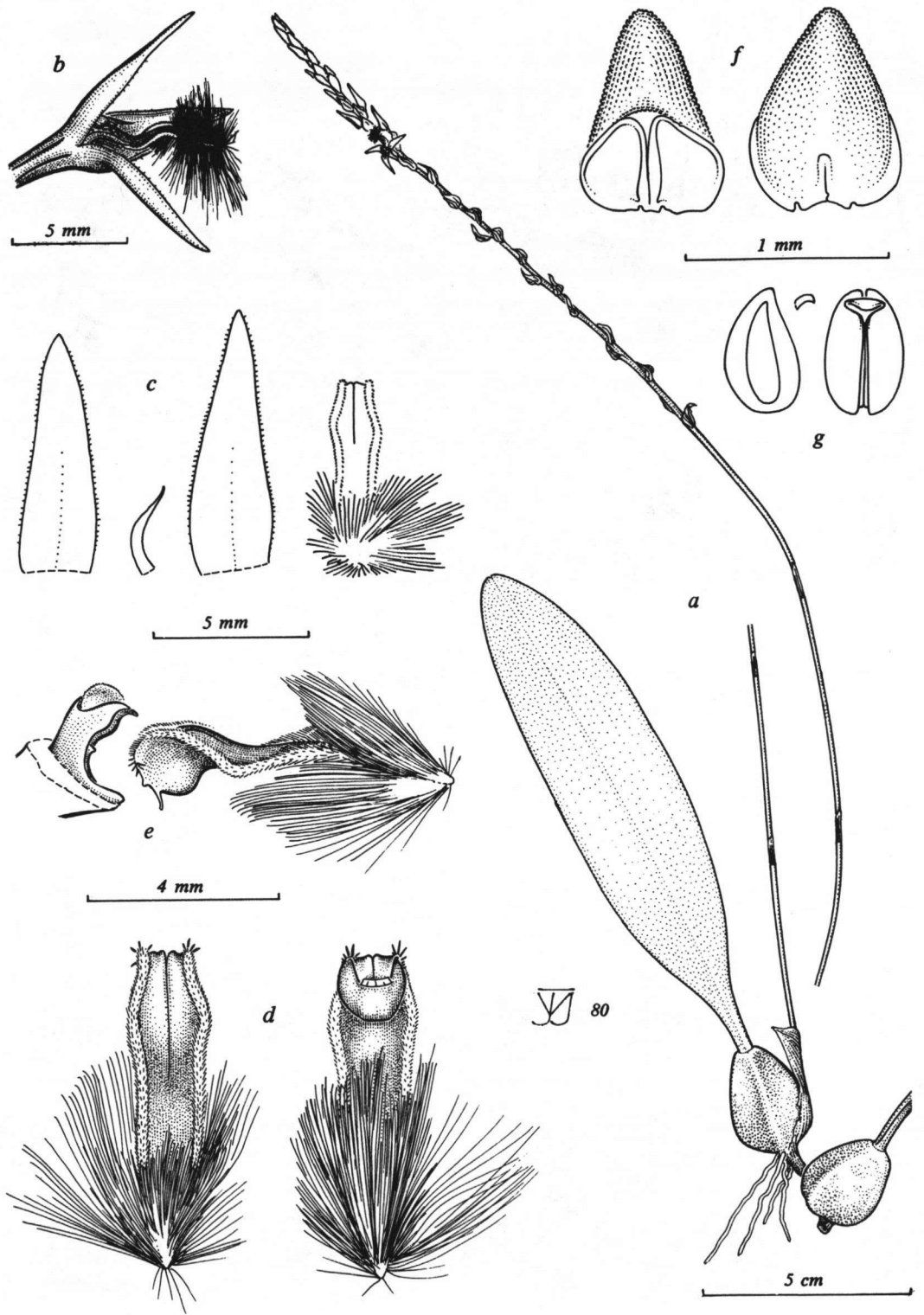


Fig. 6. *Bulbophyllum saltatorium* Lindl. var. *albociliatum* (Finet) J.J. Vermeulen, entity a.

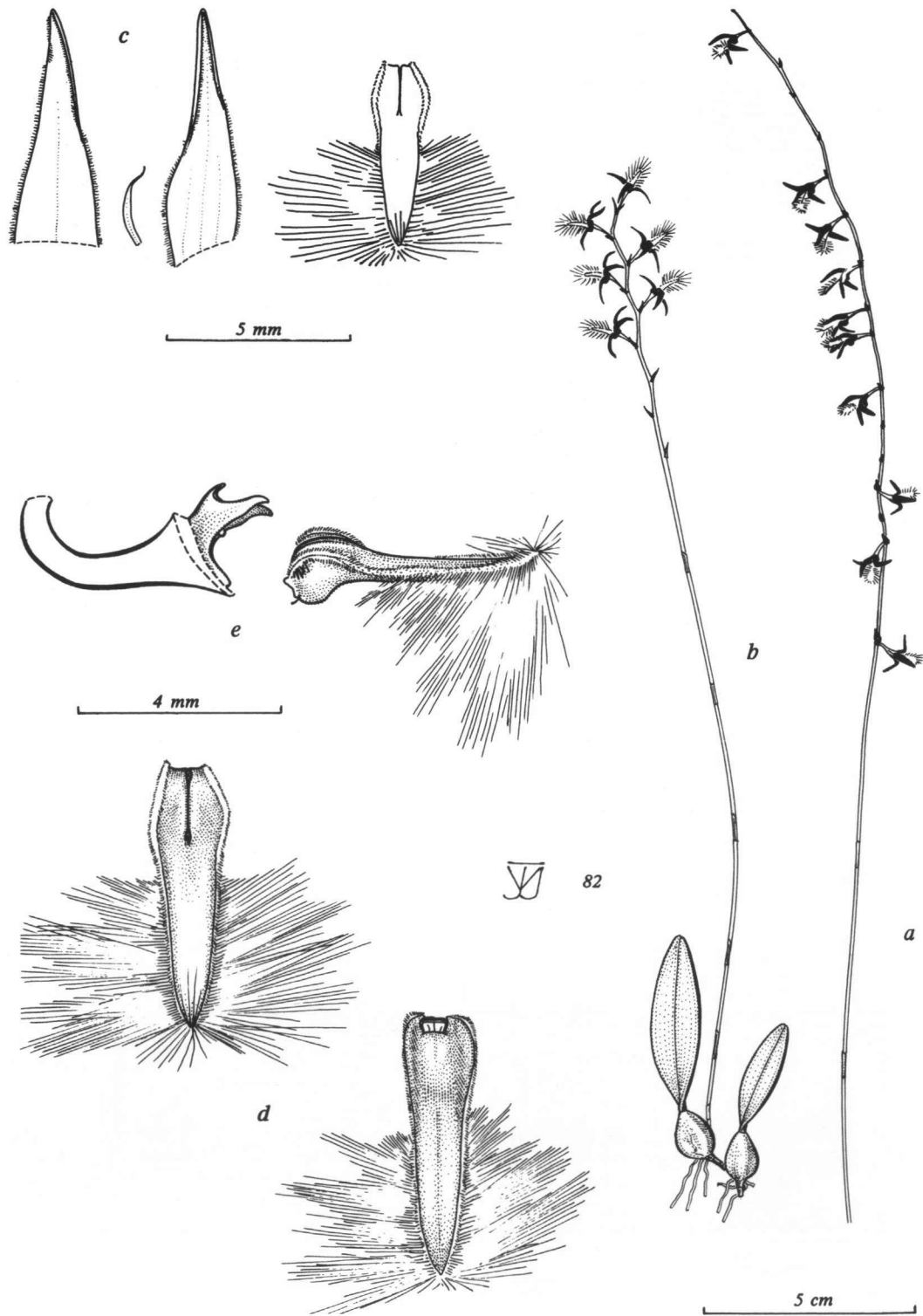


Fig. 7. *Bulbophyllum saltatorium* Lindl. var. *albociliatum* (Finet) J.J. Vermeulen, entity b.

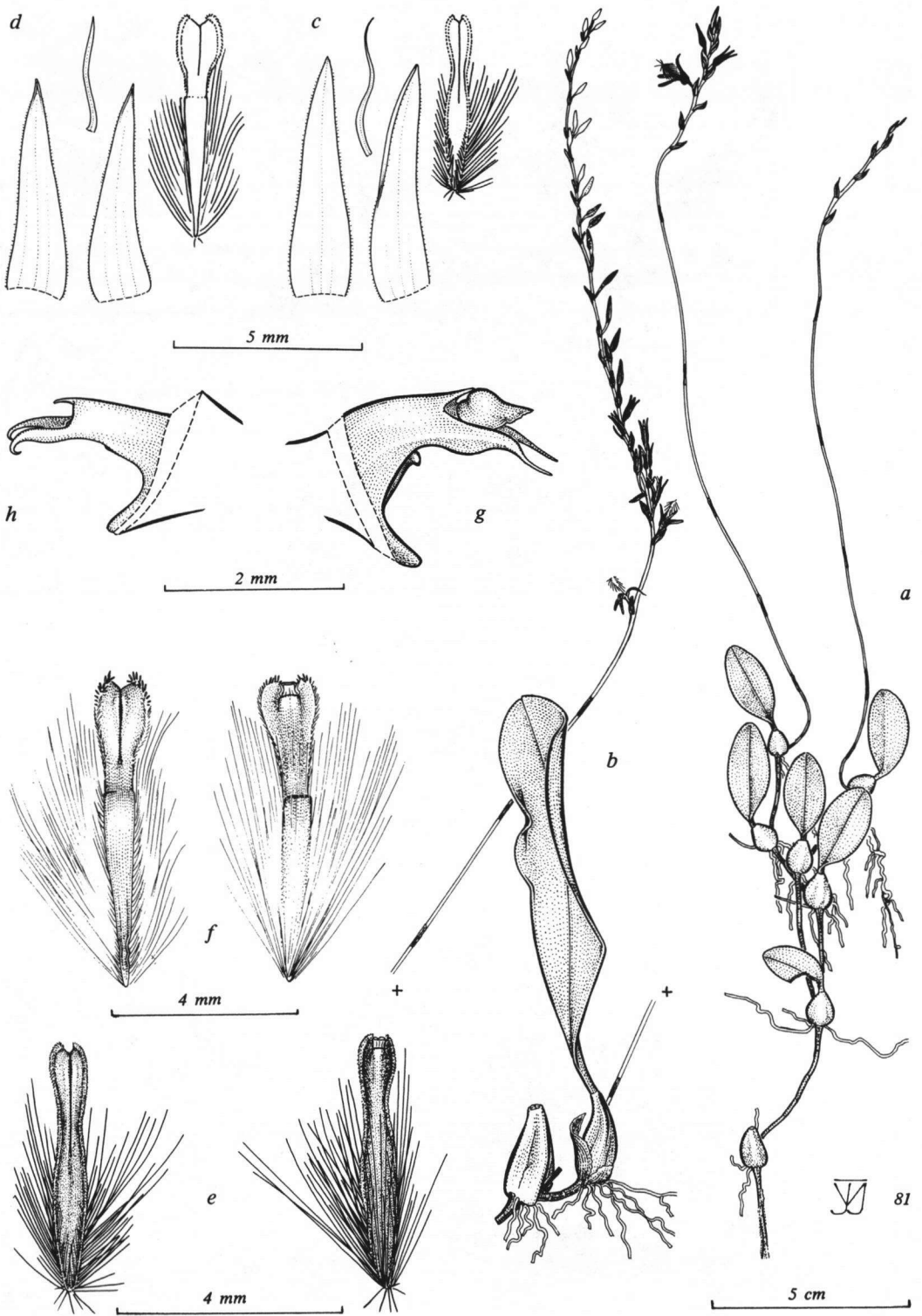


Fig. 8. *Bulbophyllum saltatorium* Lindl. var. *albociliatum* (Finet) J.J. Vermeulen.

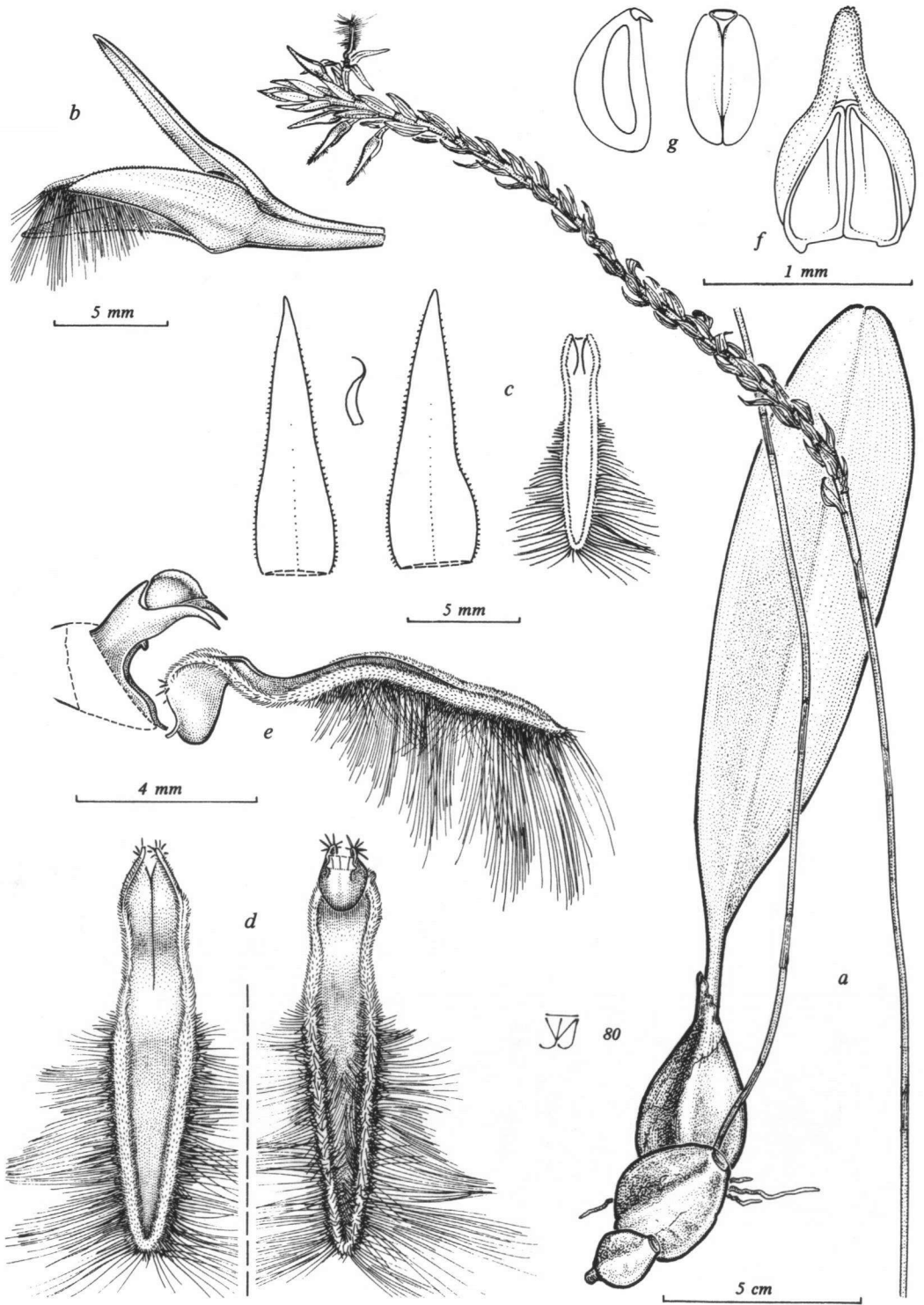


Fig. 9. *Bulbophyllum saltatorium* Lindl. var. *calamarium* (Lindl.) J.J. Vermeulen.

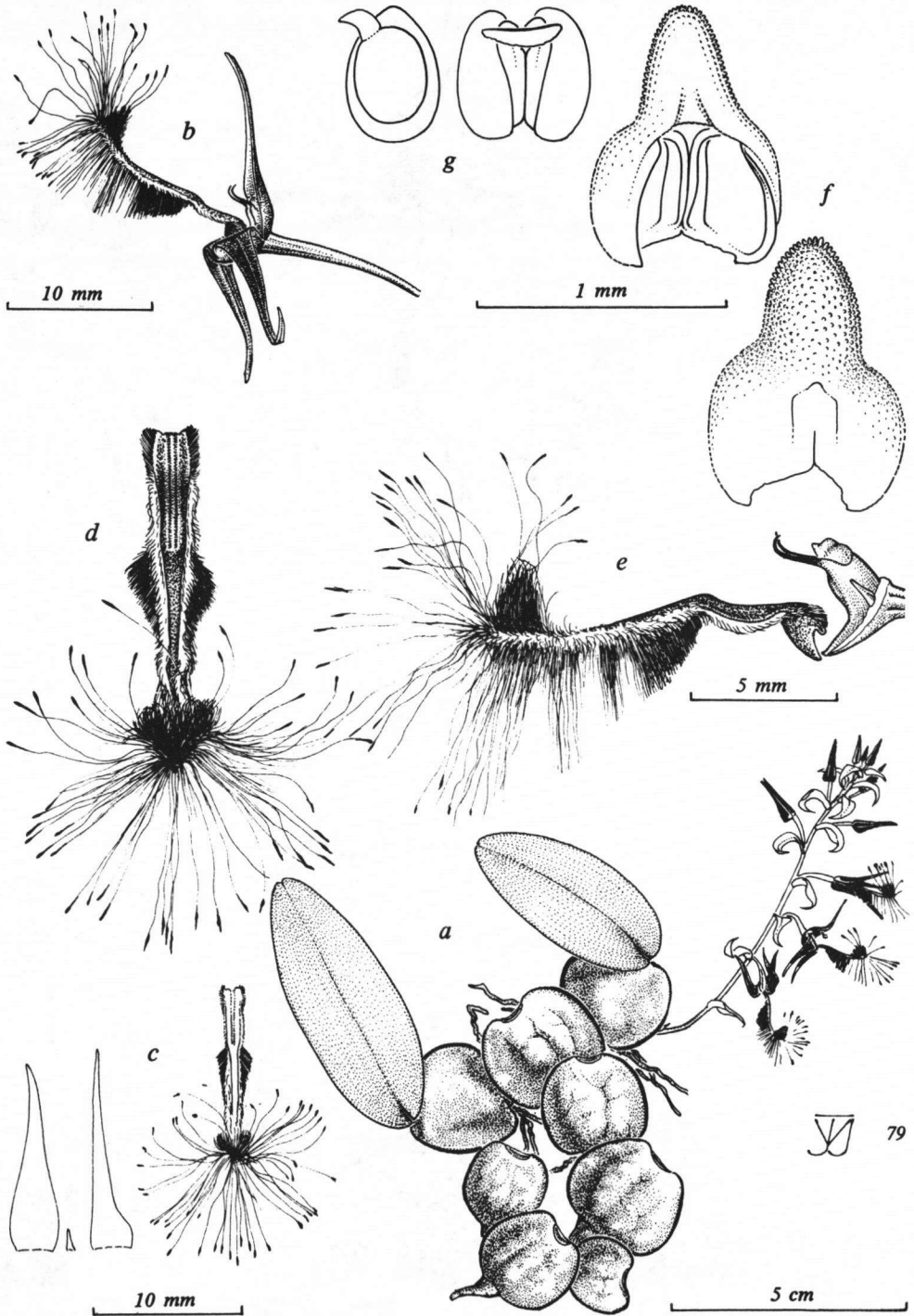


Fig. 10. *Bulbophyllum barbigerum* Lindl.

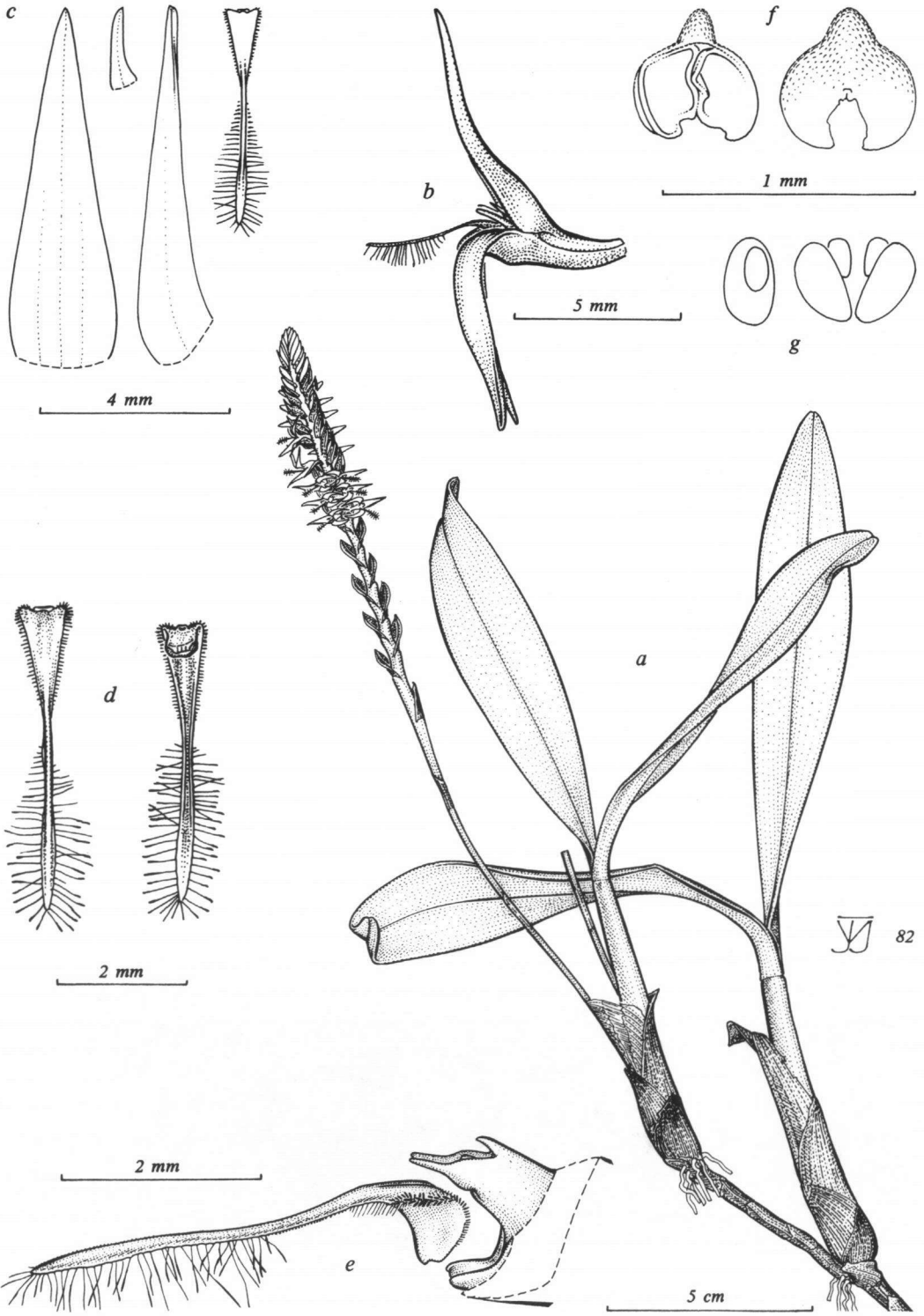


Fig. 11. *Bulbophyllum vulcanicum* Krzl.

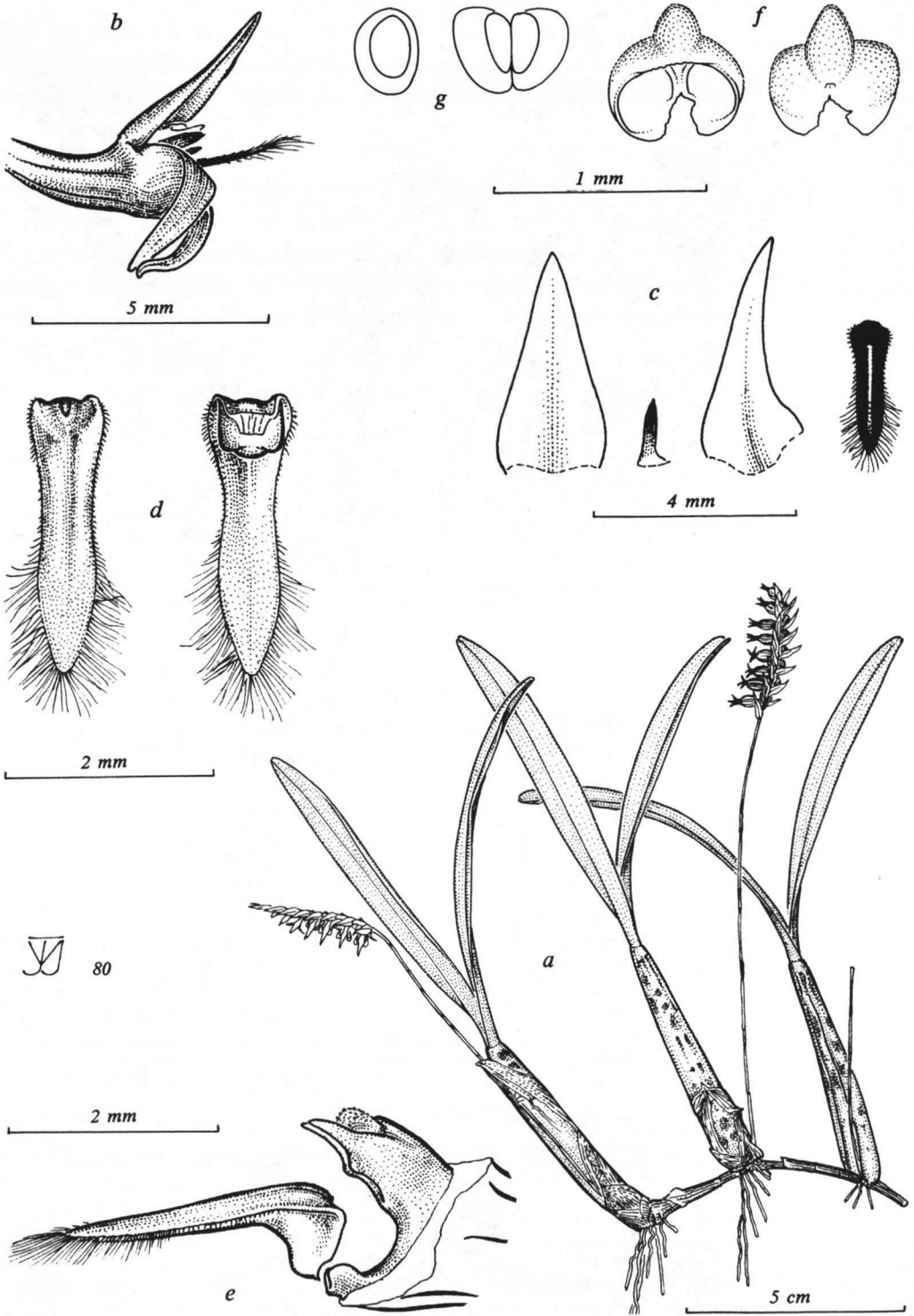


Fig. 12. *Bulbophyllum cochleatum* Lindl. var. *cochleatum*, entity a.



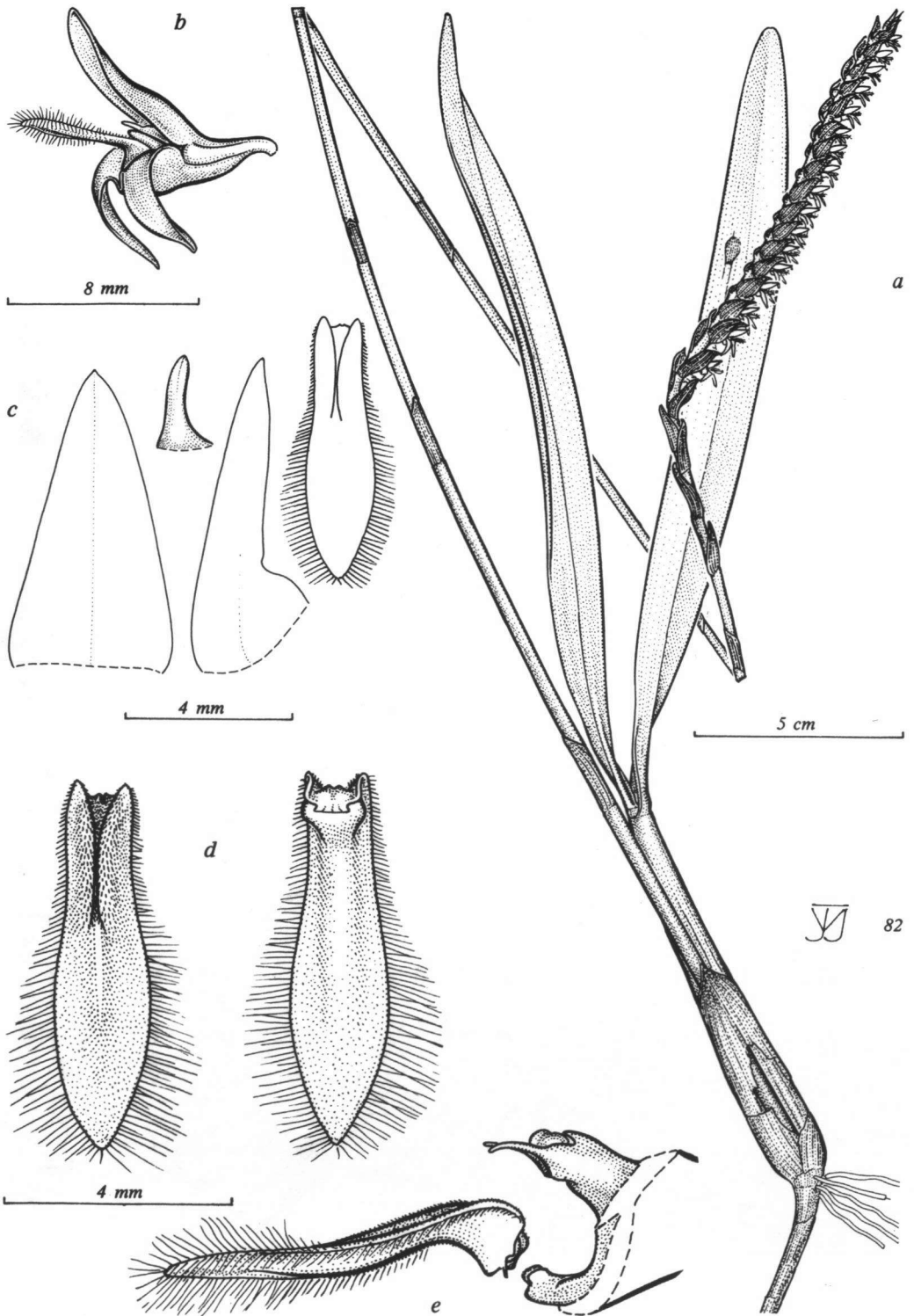


Fig. 13. *Bulbophyllum cochleatum* Lindl. var. *cochleatum*, entity b.

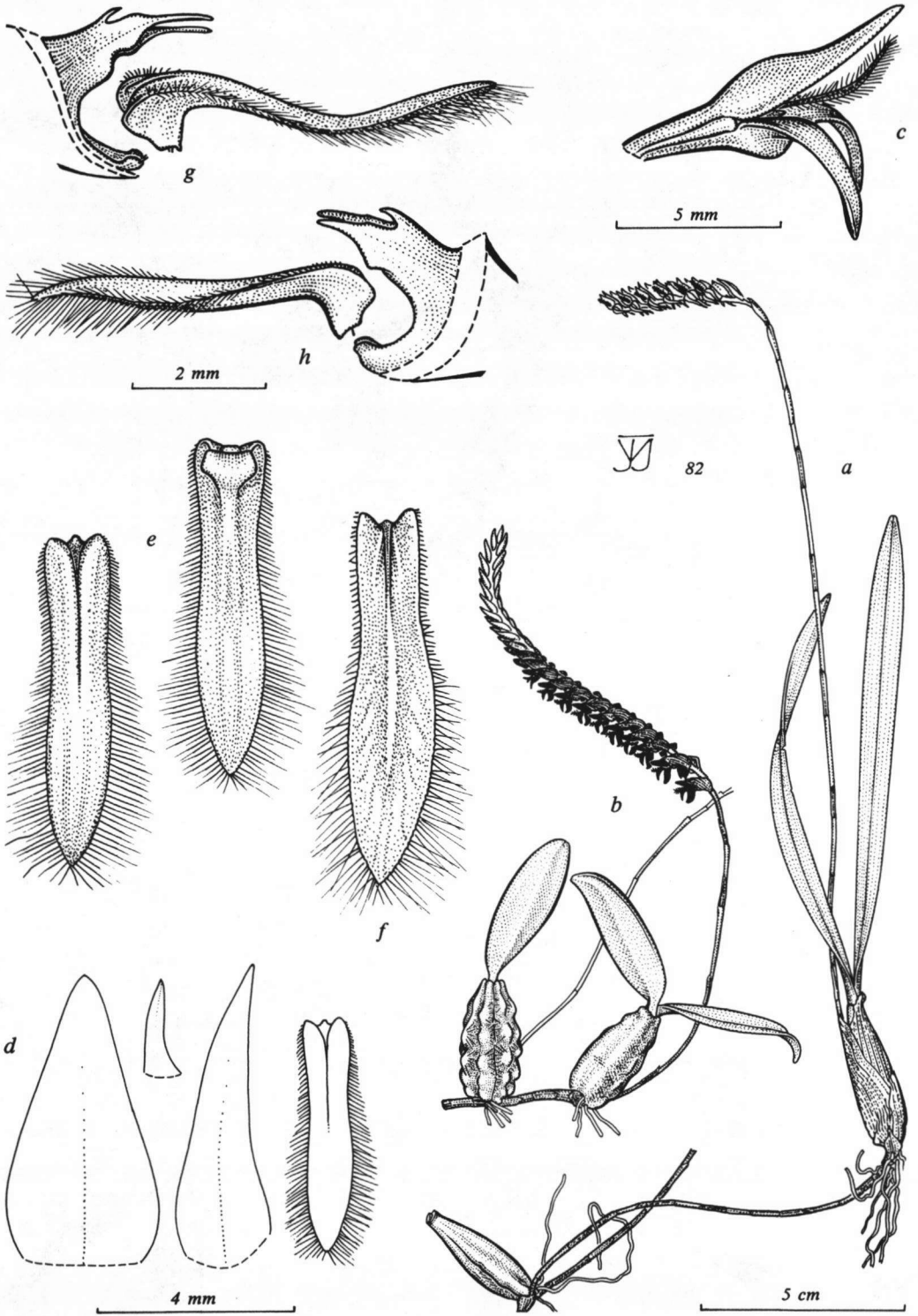


Fig. 14. *Bulbophyllum cochleatum* Lindl. var. *gravidum* (Lindl.) J.J. Vermeulen, entity c. (a, f, g) and d. (b-e, h).

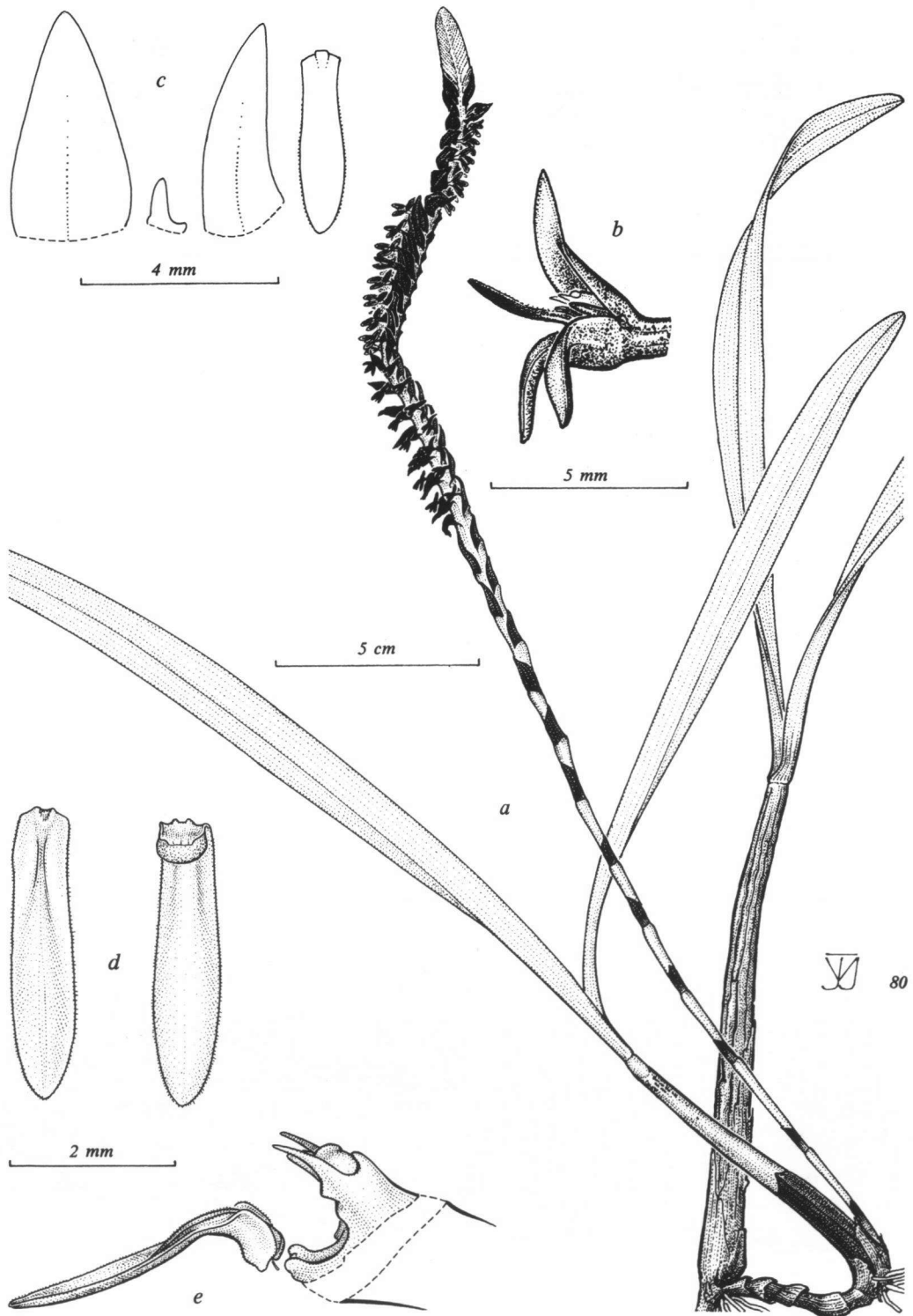


Fig. 15. *Bulbophyllum cochleatum* Lindl. var. *bequaertii* (De Wild.) J.J. Vermeulen.

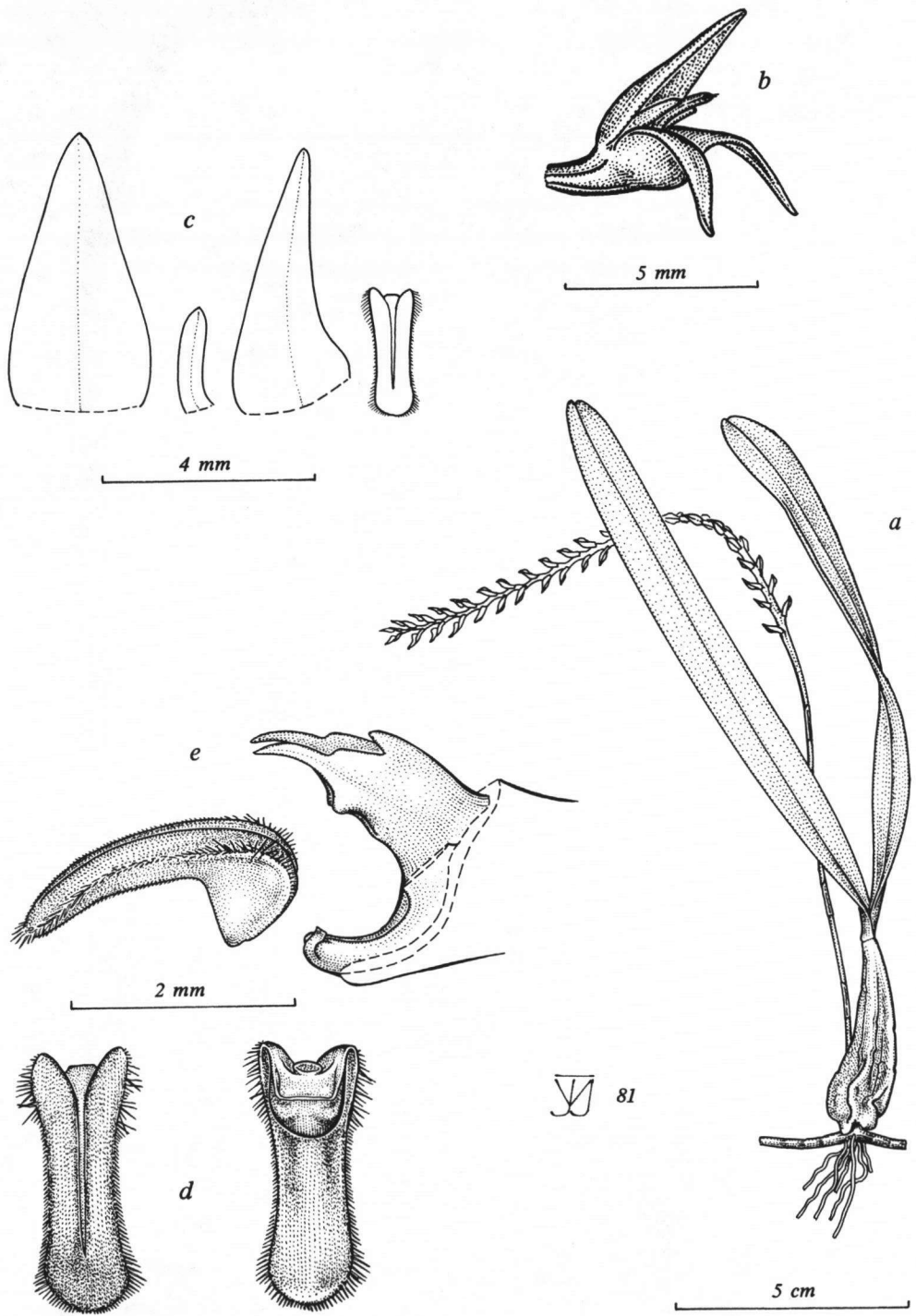


Fig. 16. *Bulbophyllum cochleatum* Lindl. var. *tenuicaule* (Lindl.) J.J. Vermeulen.

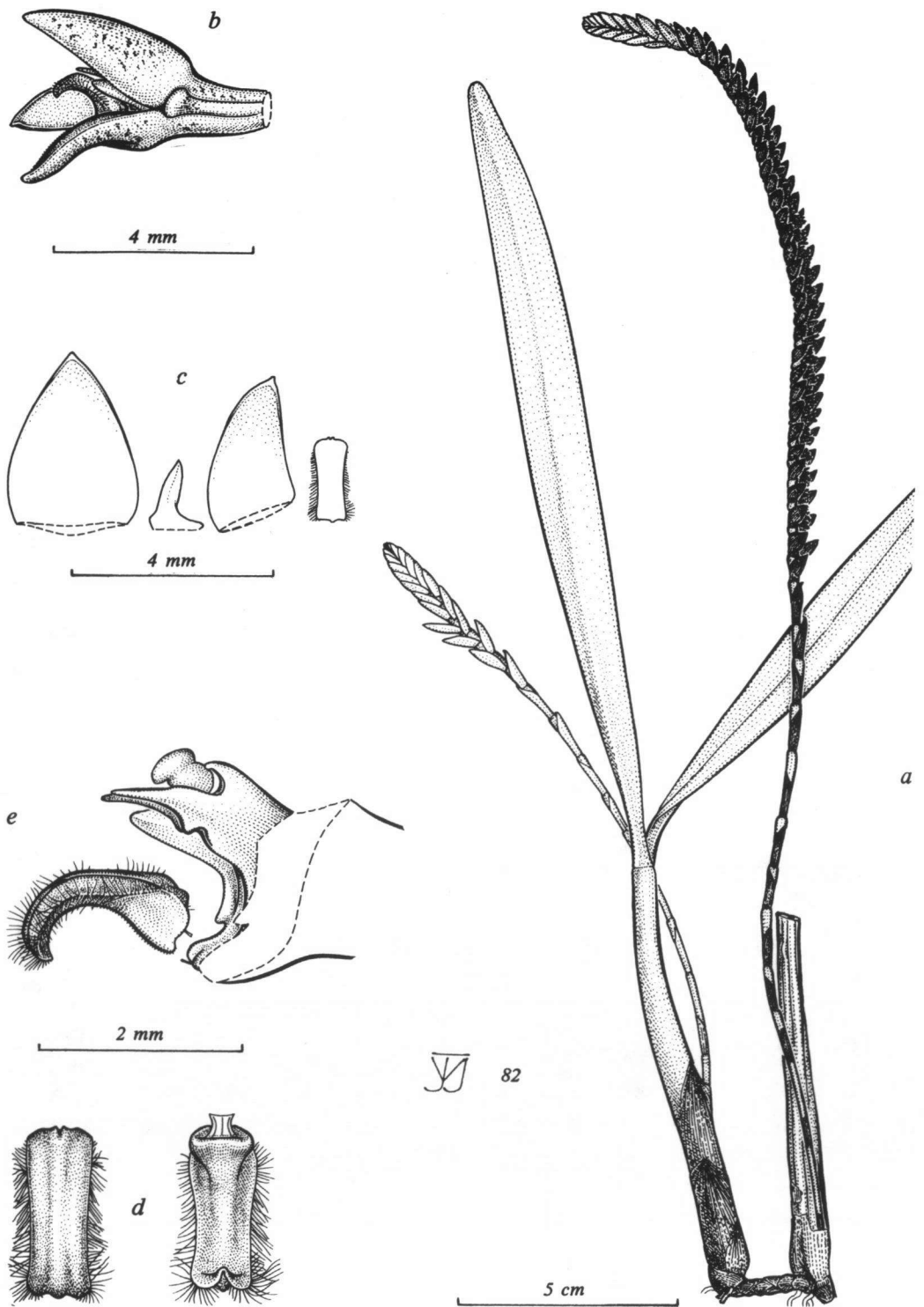


Fig. 17. *Bulbophyllum cochleatum* Lindl. var. *brachyanthum* (Lindl.) J.J. Vermeulen.

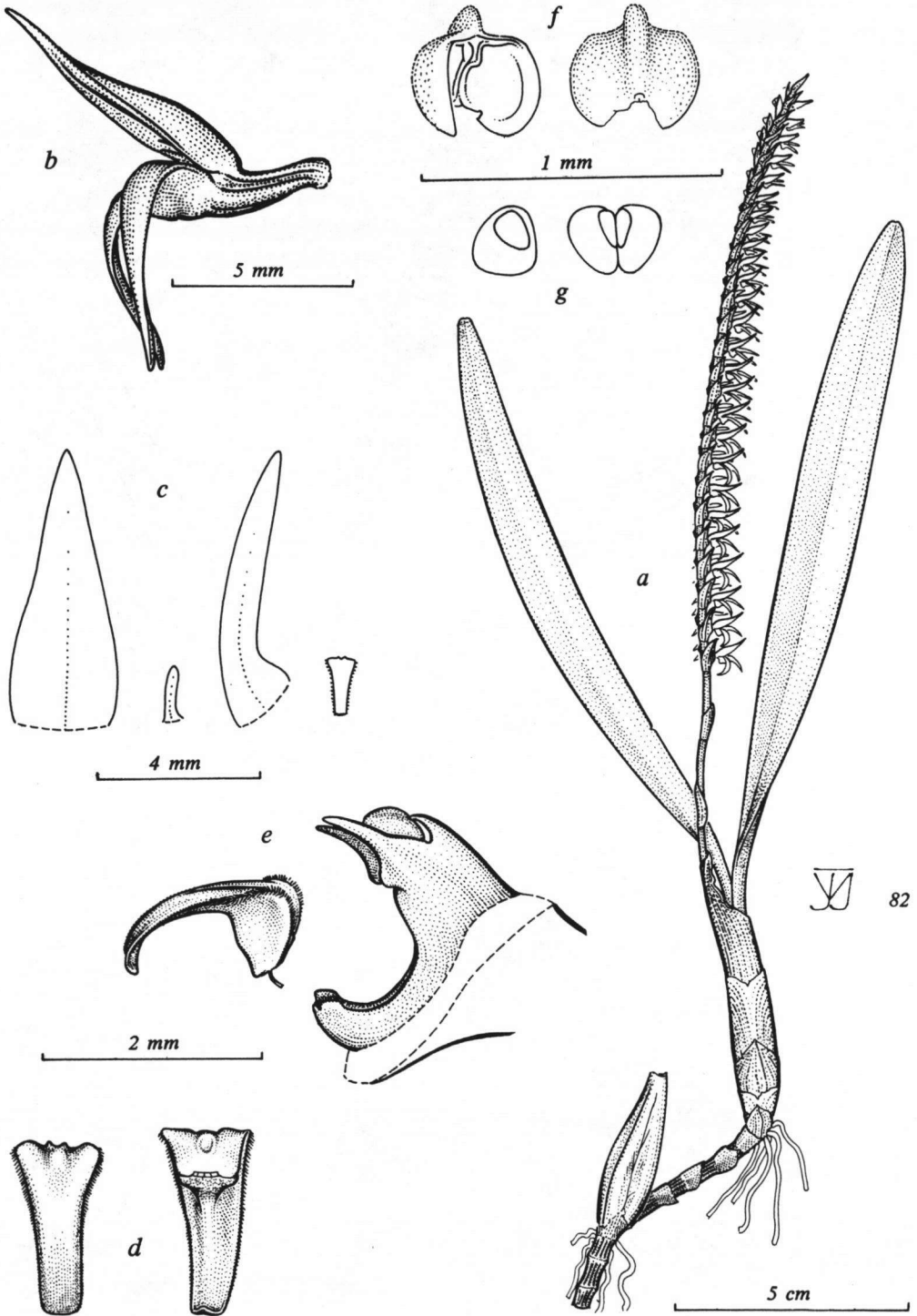


Fig. 18. *Bulbophyllum burttii* Summerh.

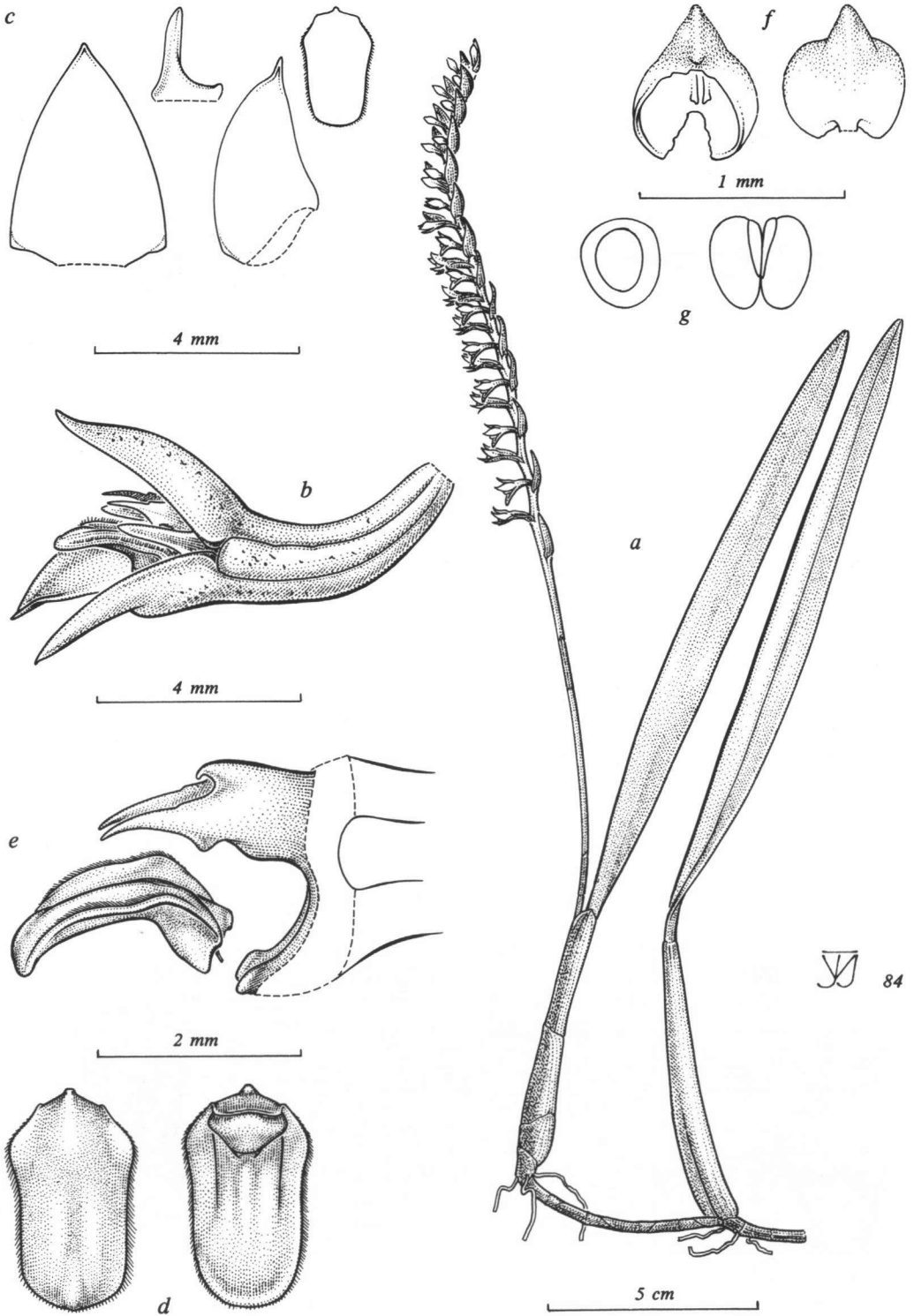


Fig. 19. *Bulbophyllum kivuense* J.J. Vermeulen.

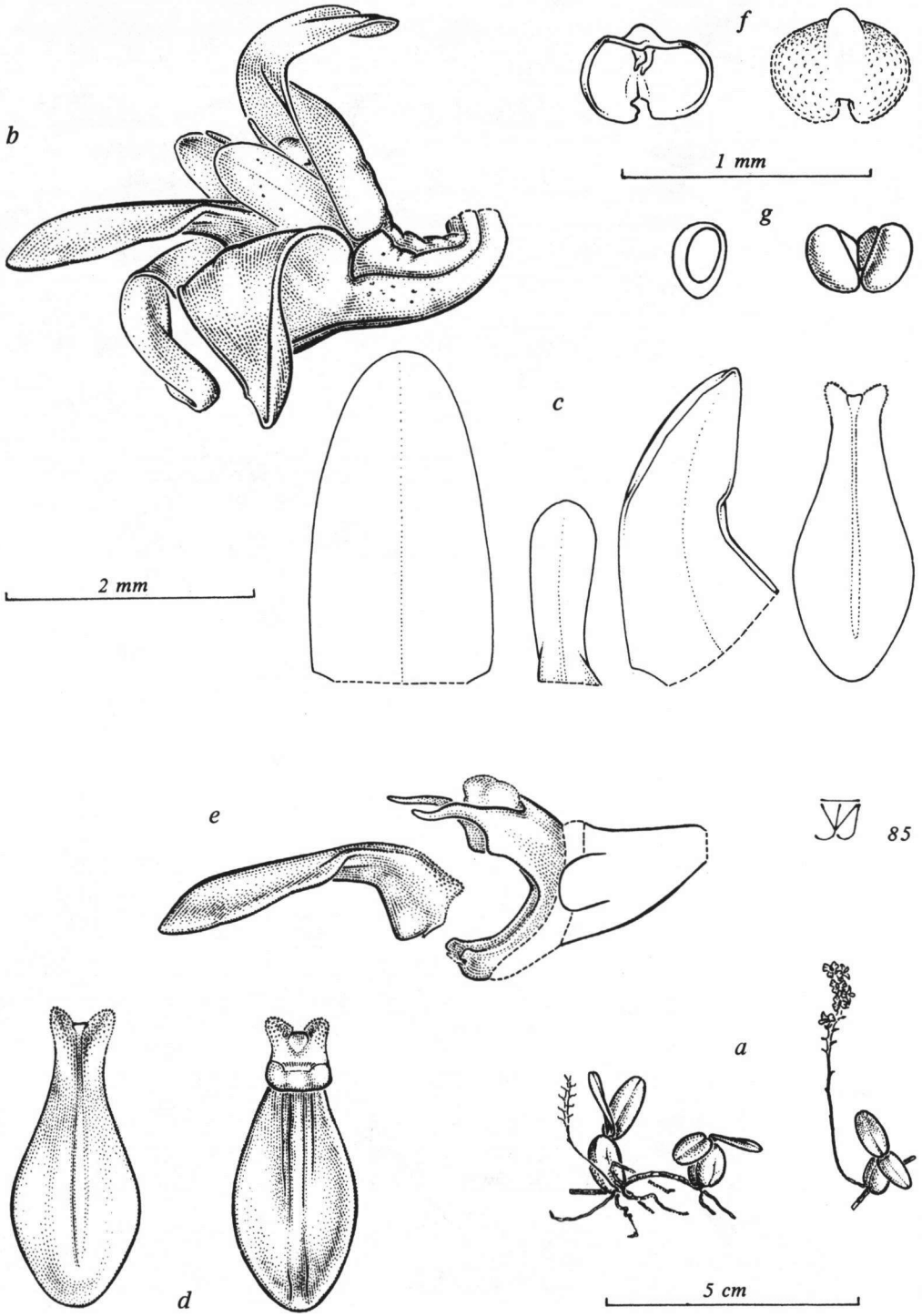


Fig. 20. *Bulbophyllum inornatum* J.J. Vermeulen.



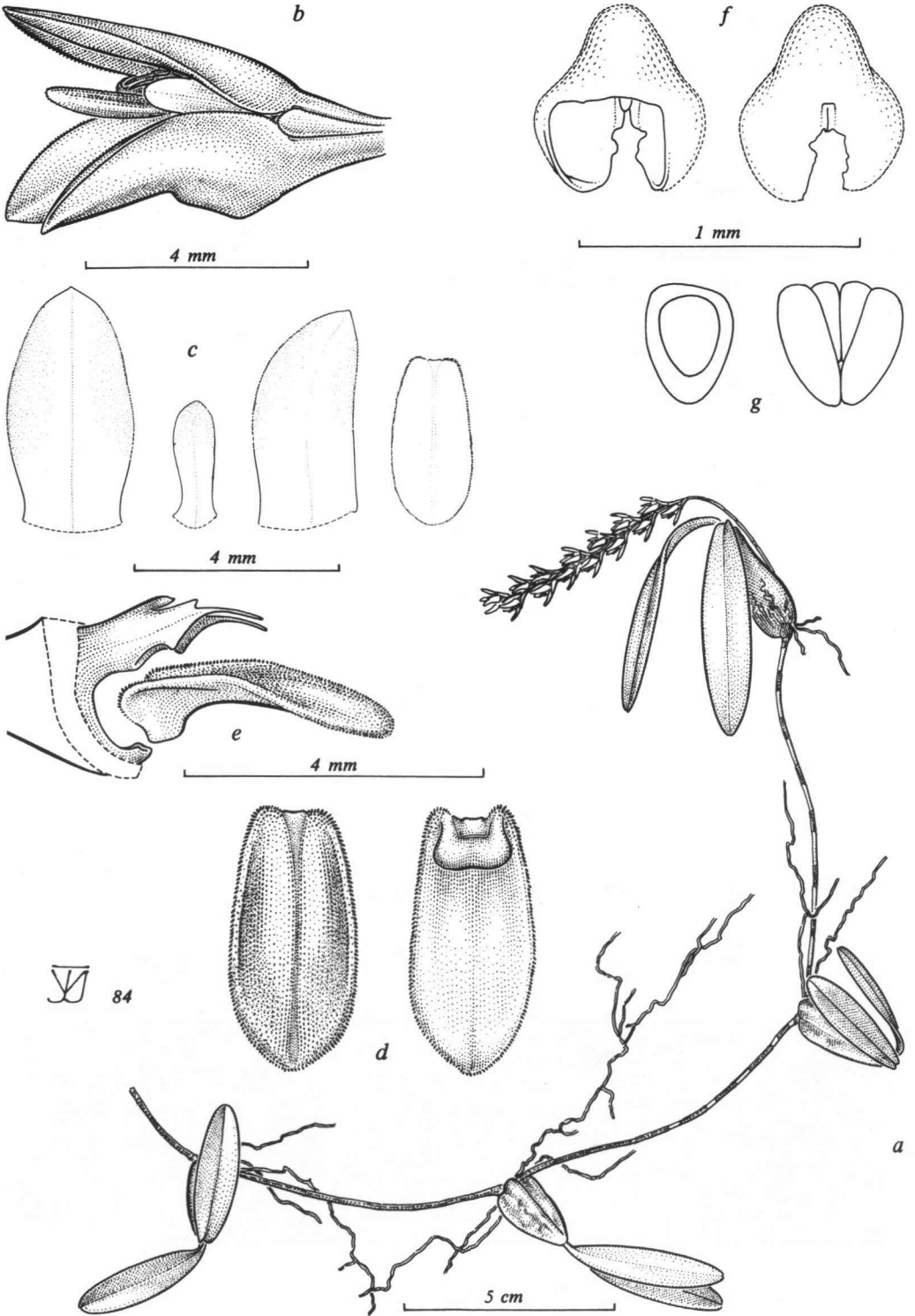
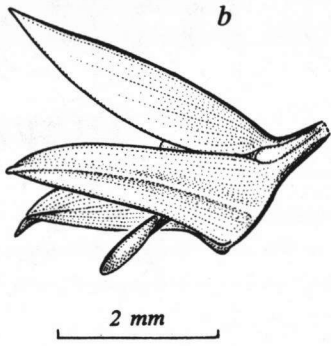


Fig. 21. *Bulbophyllum bavonis* J.J. Vermeulen.



81

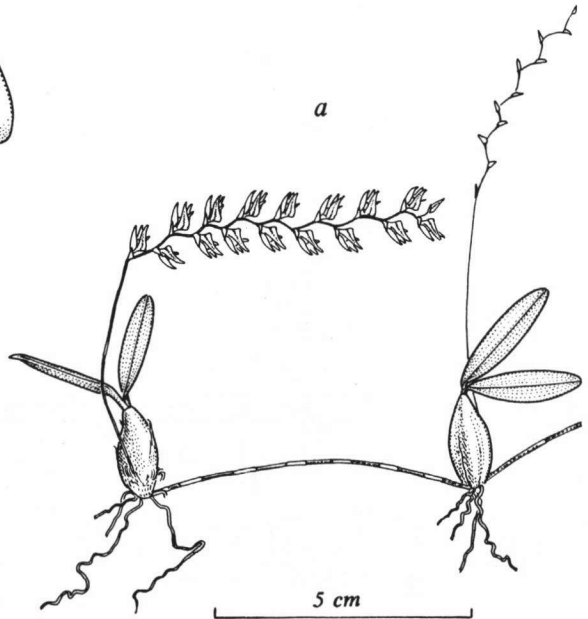
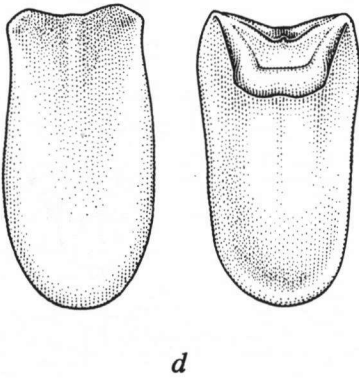
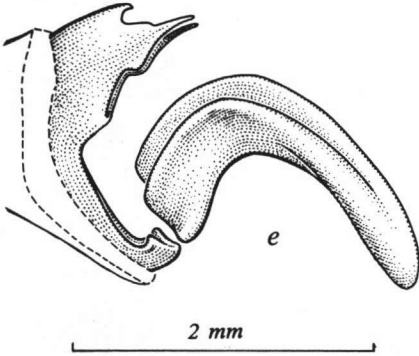
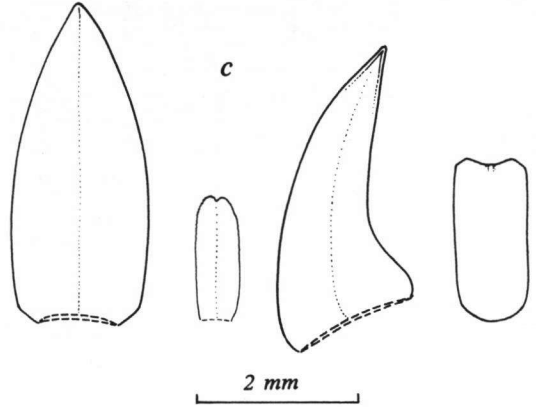
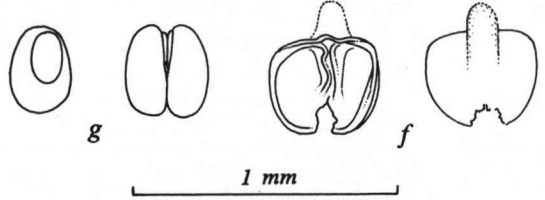


Fig. 22. *Bulbophyllum stolzii* Schltr.

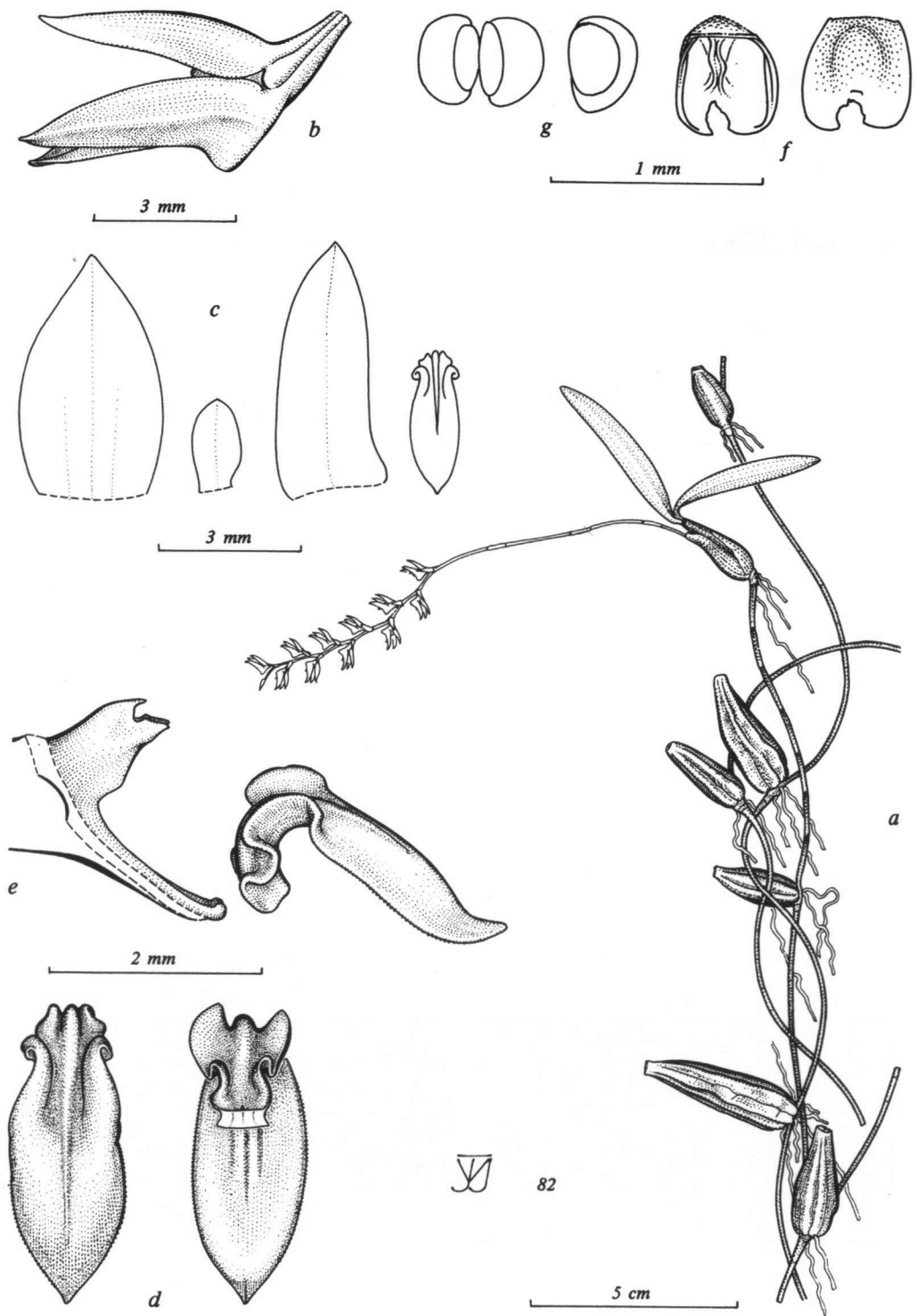


Fig. 23. *Bulbophyllum prorepens* Summerh.

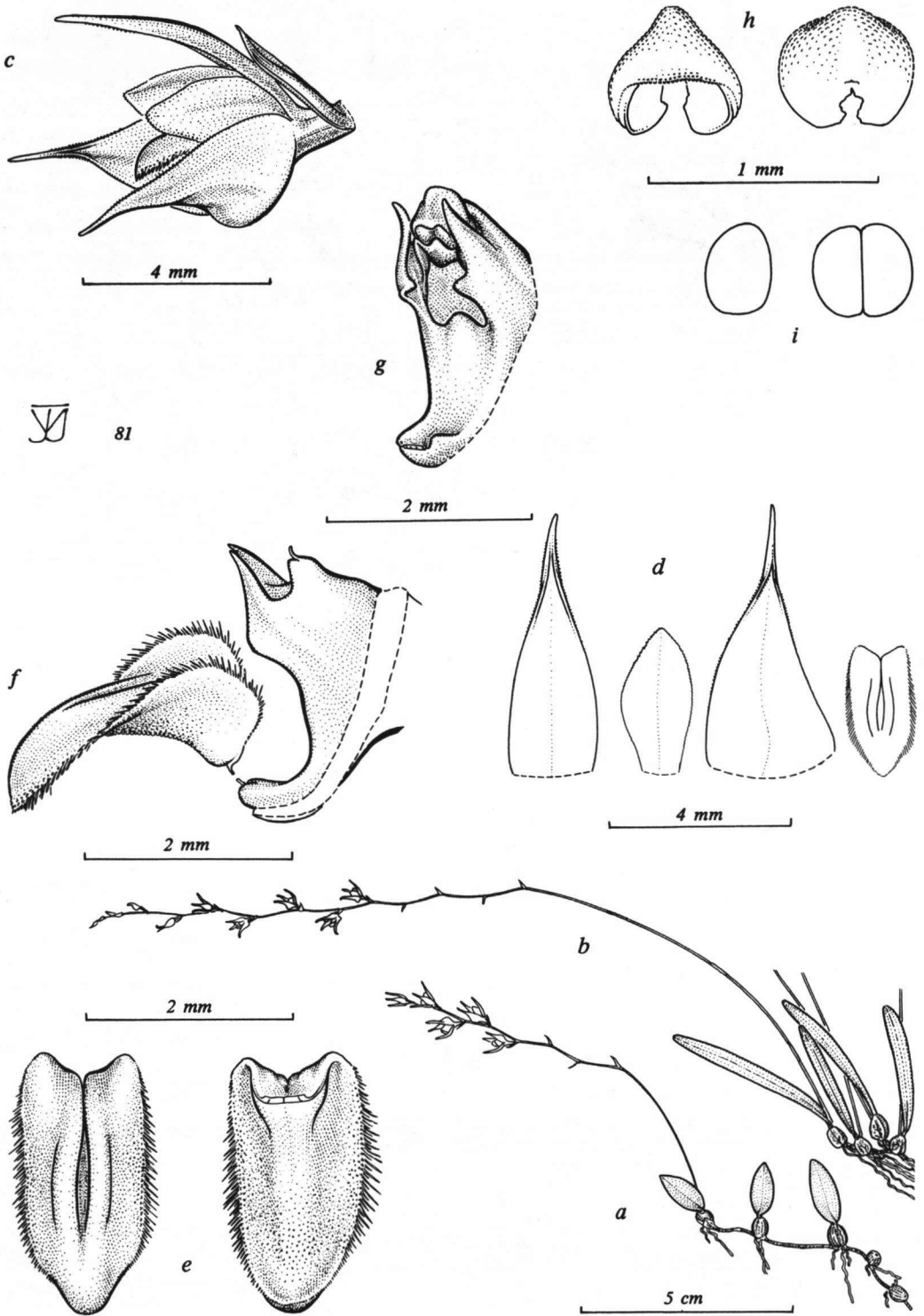


Fig. 24. *Bulbophyllum intertextum* Lindl.

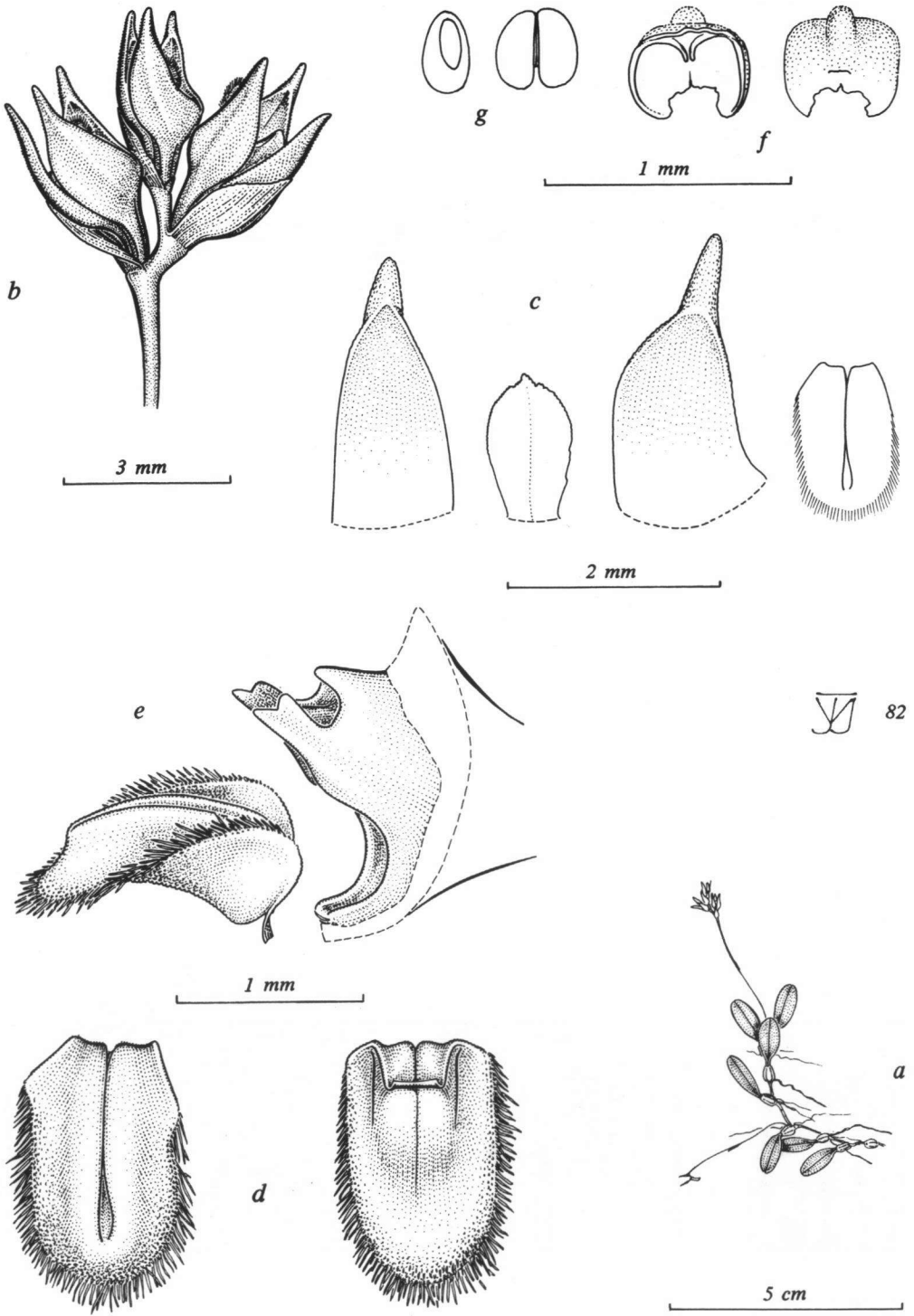


Fig. 25. *Bulbophyllum vanum* J.J. Vermeulen.

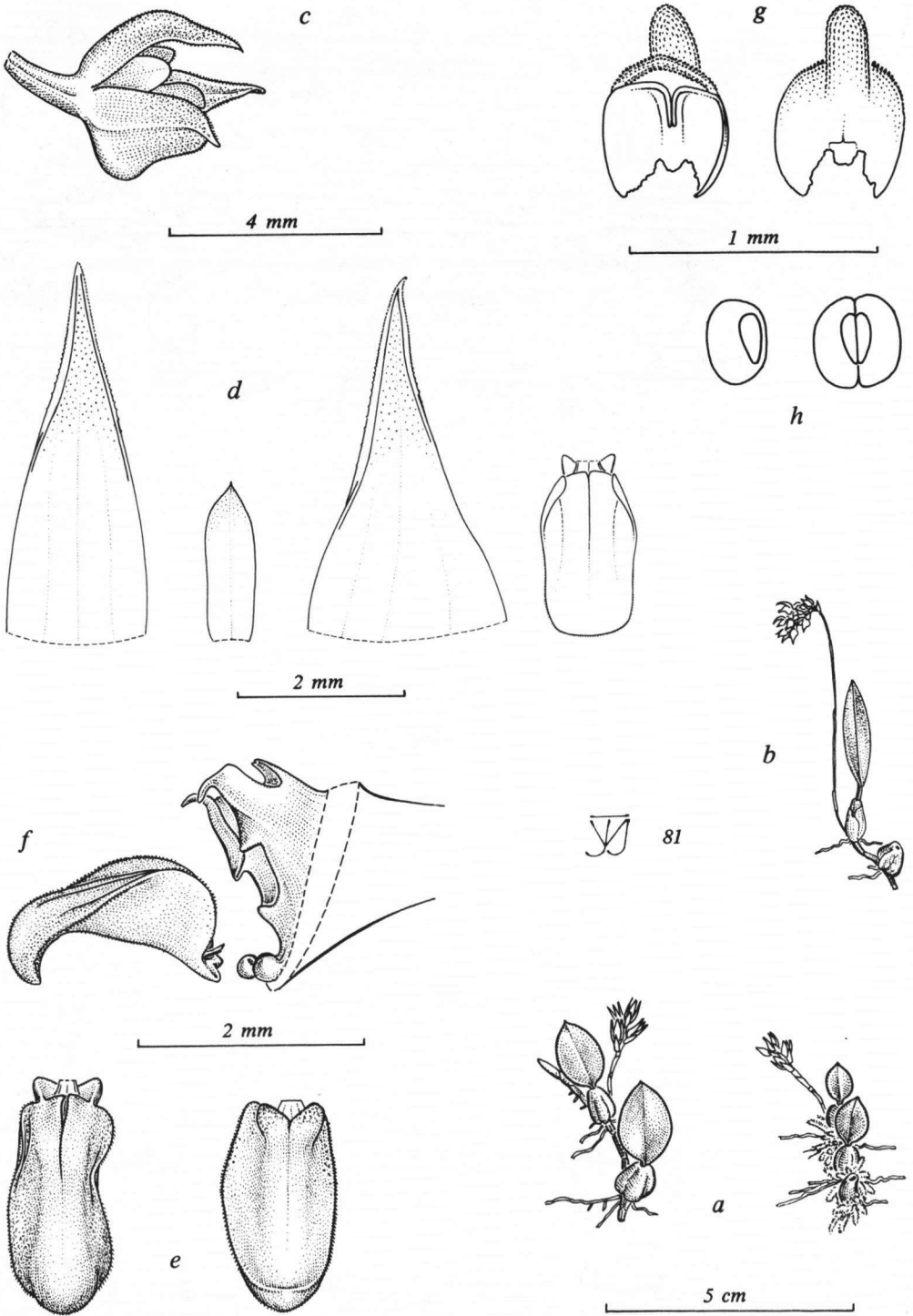


Fig. 26. *Bulbophyllum capituliflorum* Rolfe.

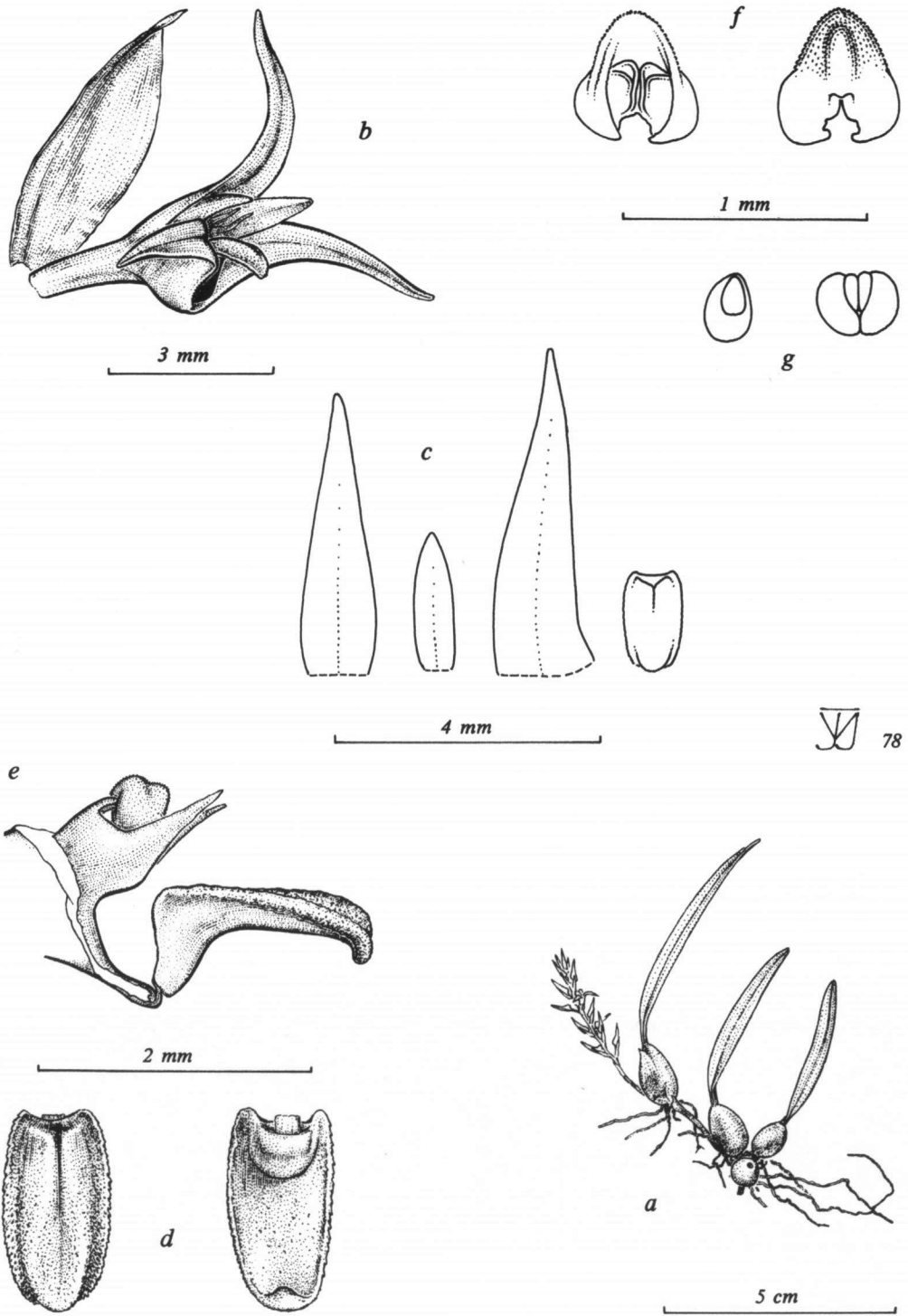


Fig. 27. *Bulbophyllum pipio* Rchb. f.

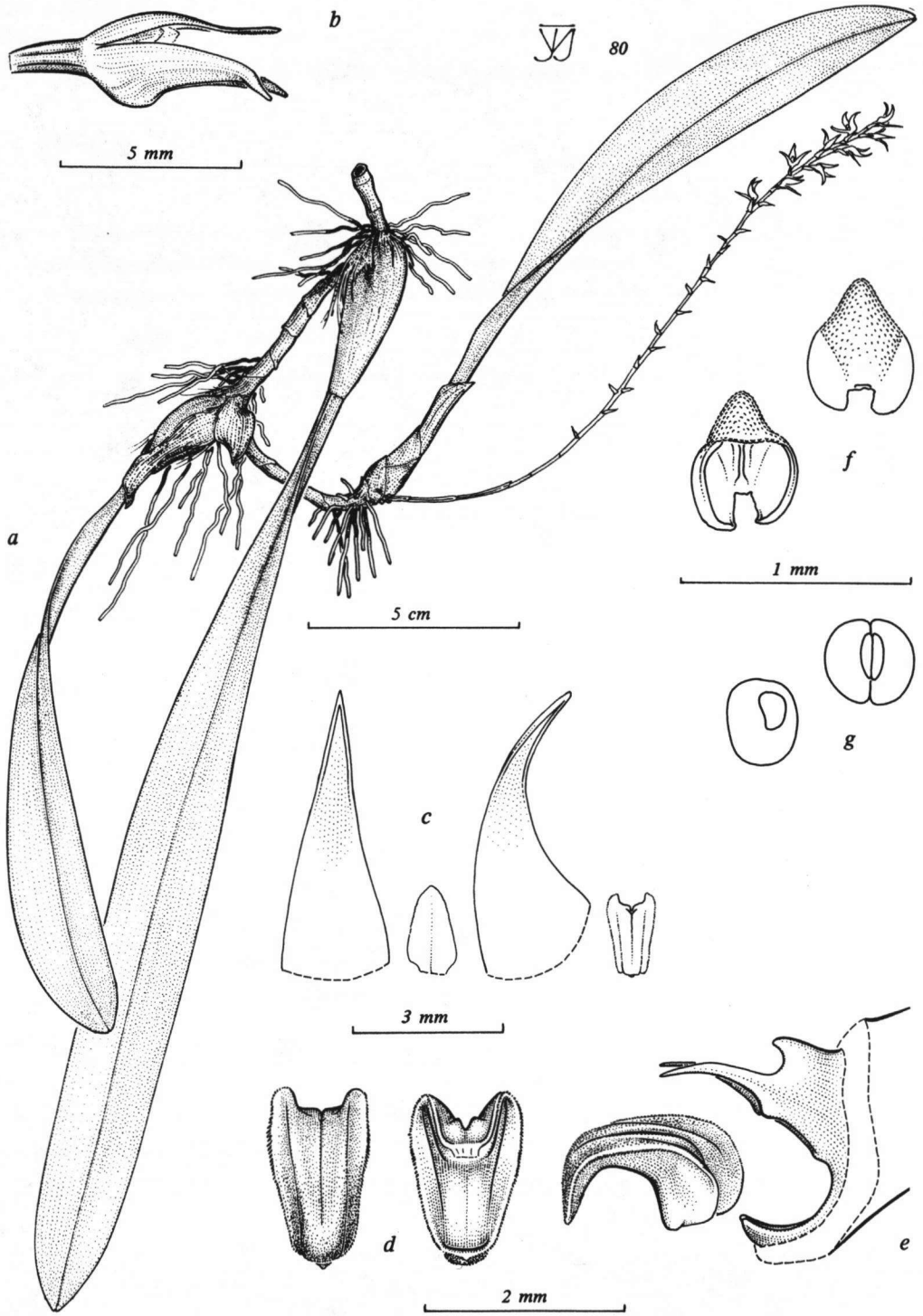


Fig. 28. *Bulbophyllum pumilum* (Sw.) Lindl.; entity a.



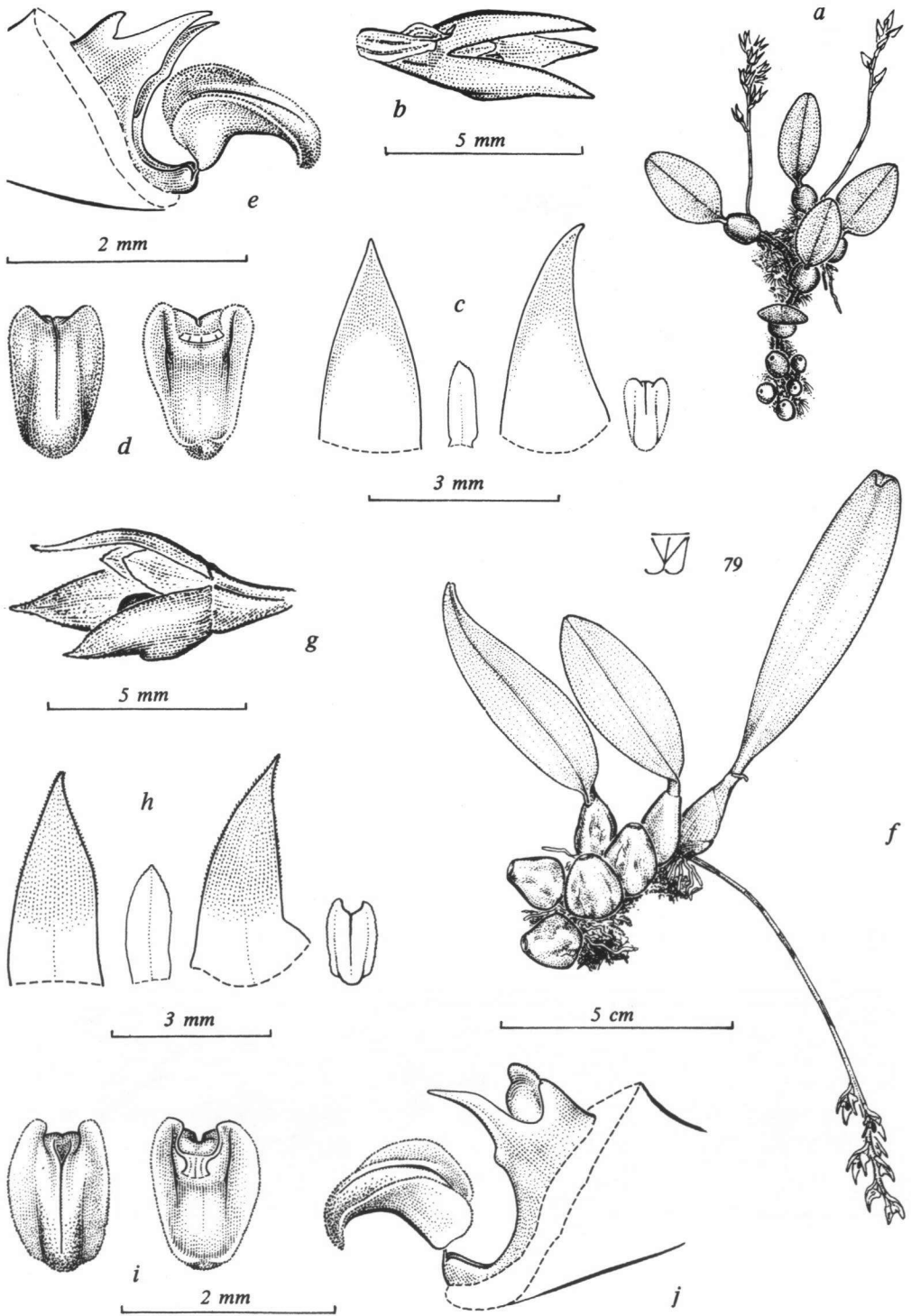


Fig. 29. *Bulbophyllum pumilum* (Sw.) Lindl., entity b. (a-e) and c. (f-j).

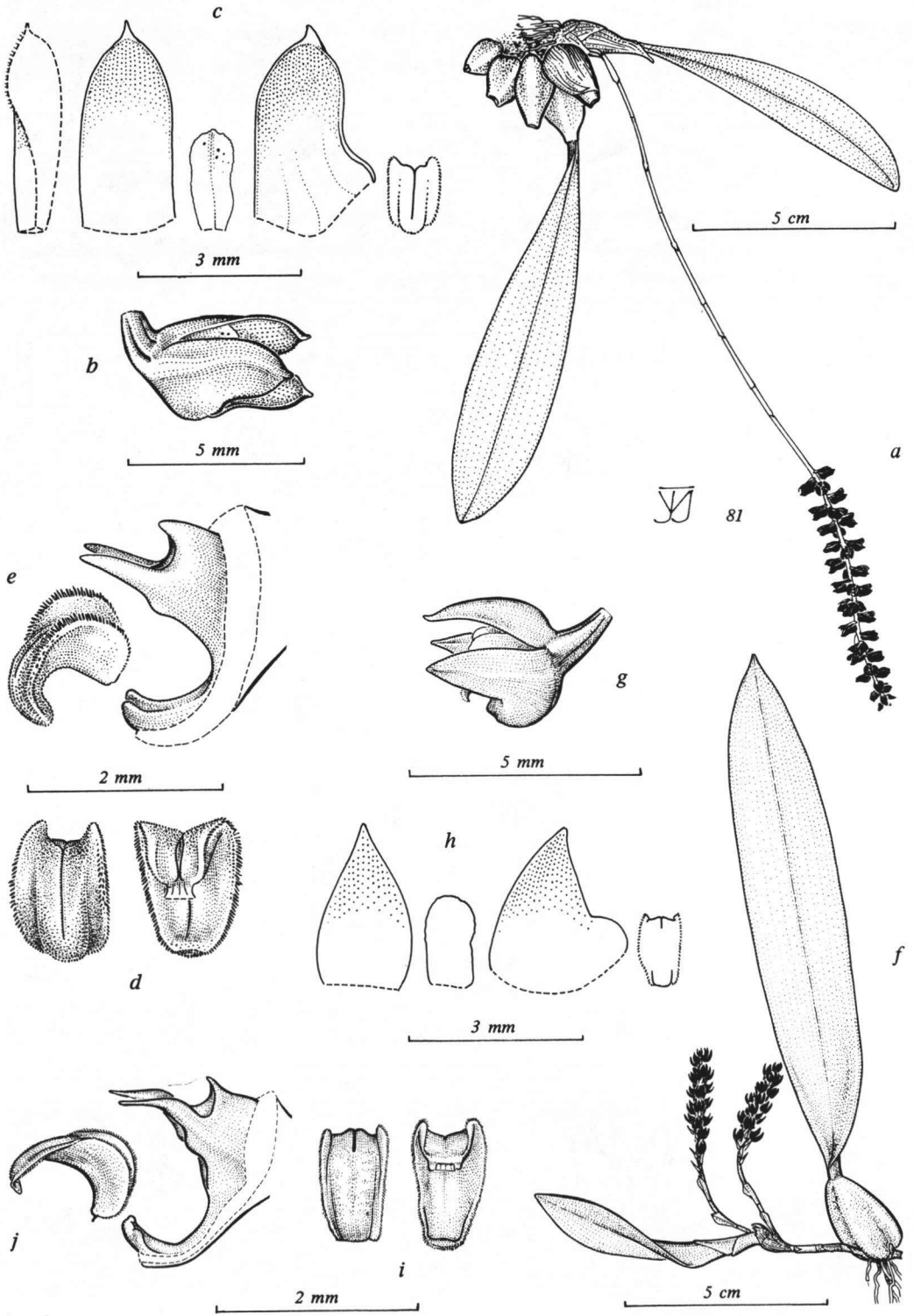
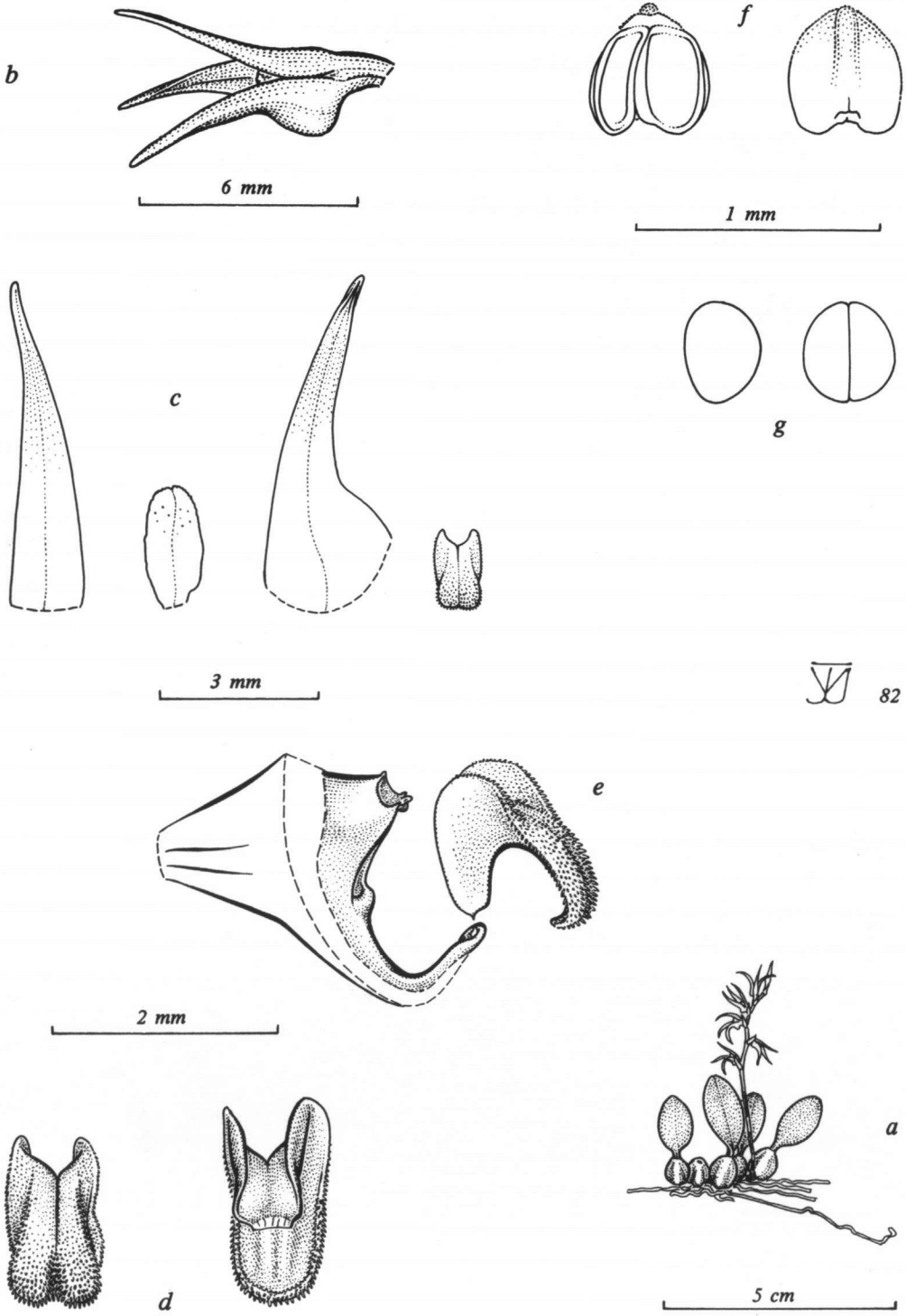


Fig. 30. *Bulbophyllum pumilum* (Sw.) Lindl.; entity d. (a-e) and e. (f-j).



82

Fig. 31. *Bulbophyllum coriscense* Rchb. f.

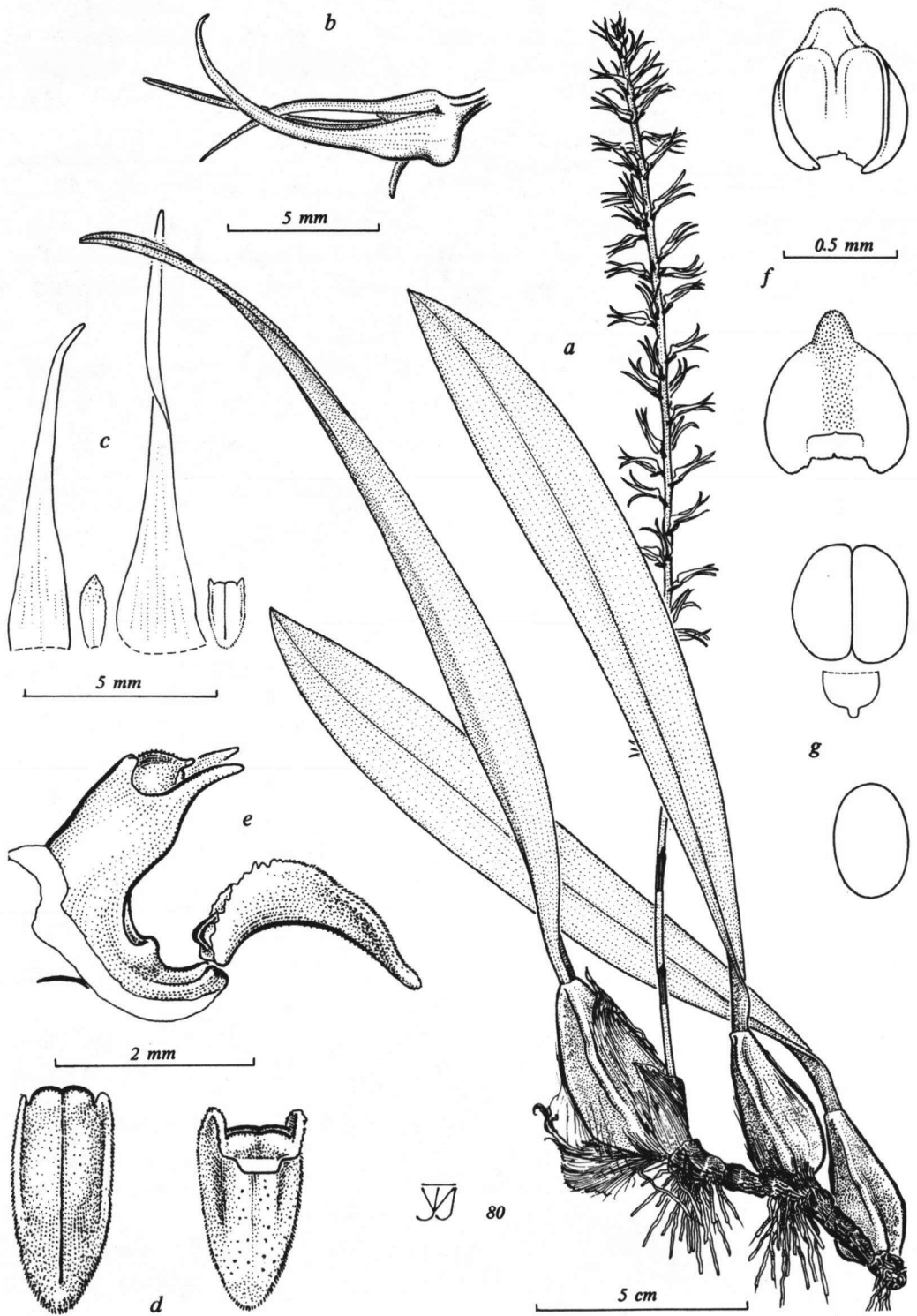


Fig. 32. *Bulbophyllum cocoinum* Lindl.

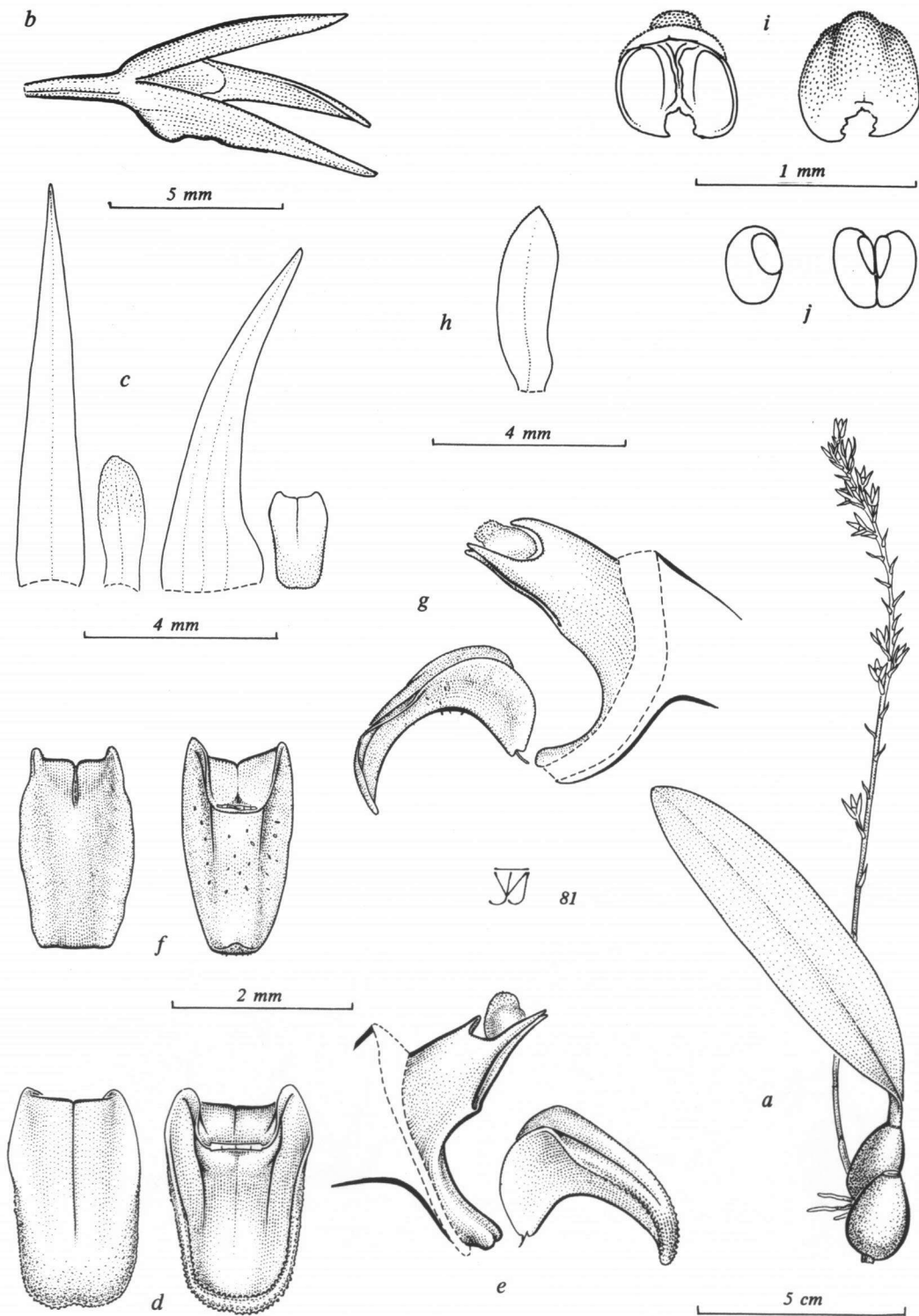


Fig. 33. *Bulbophyllum josephii* (Kuntze) Summerh. var. *josephii*; E. African specimen (a-e, i, j) and Cameroun specimen (f-h).

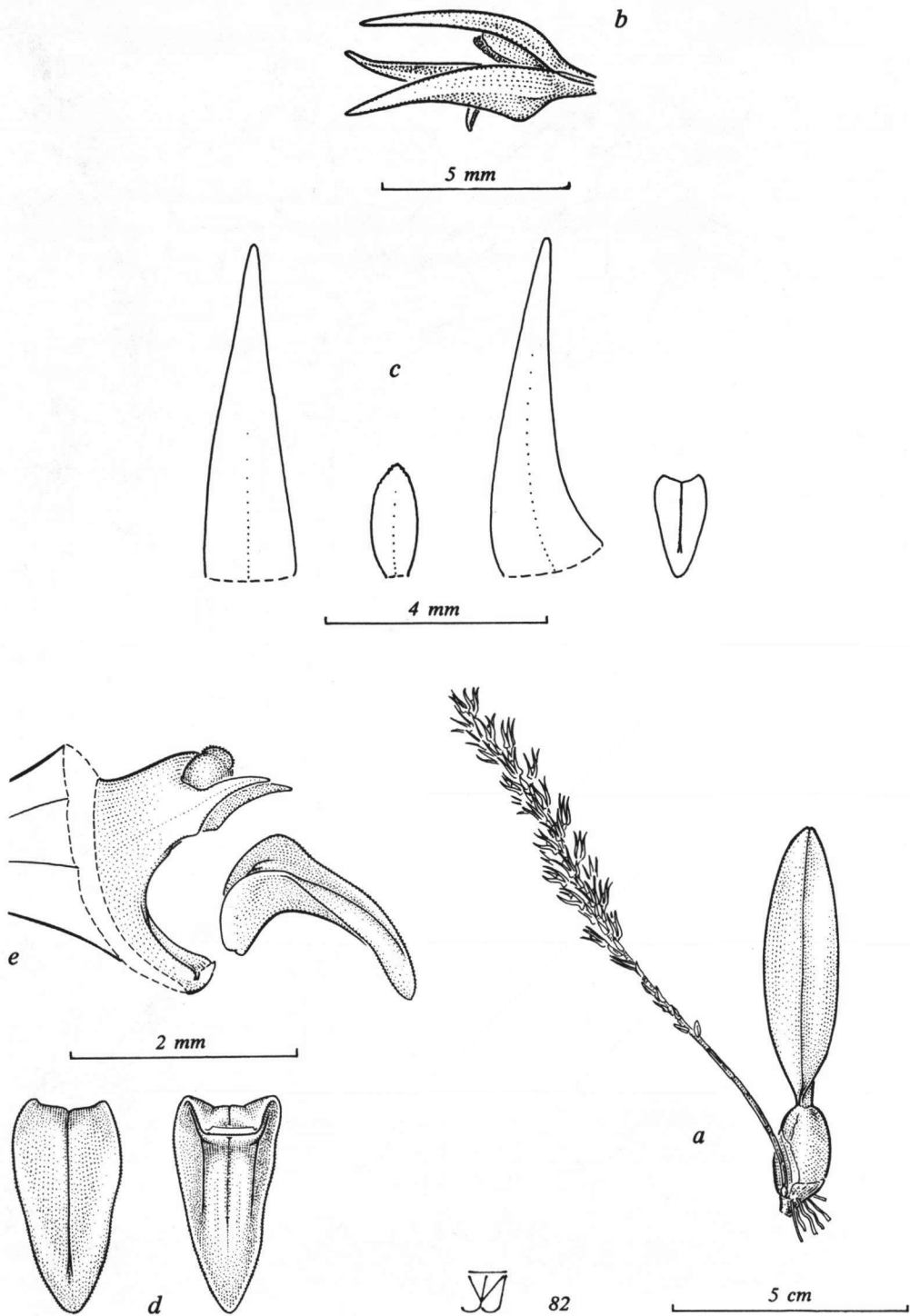


Fig. 34. *Bulbophyllum josephii* (Kuntze) Summerh. var. *mahonii* (Rolfe) J.J. Vermeulen.



Fig. 35. *Bulbophyllum josephii* (Kuntze) Summerh. var. *mahonii* (Rolfe) J.J. Vermeulen; W. African specimen (a, c, e, f) and Cameroun specimen (b, d, g, h).

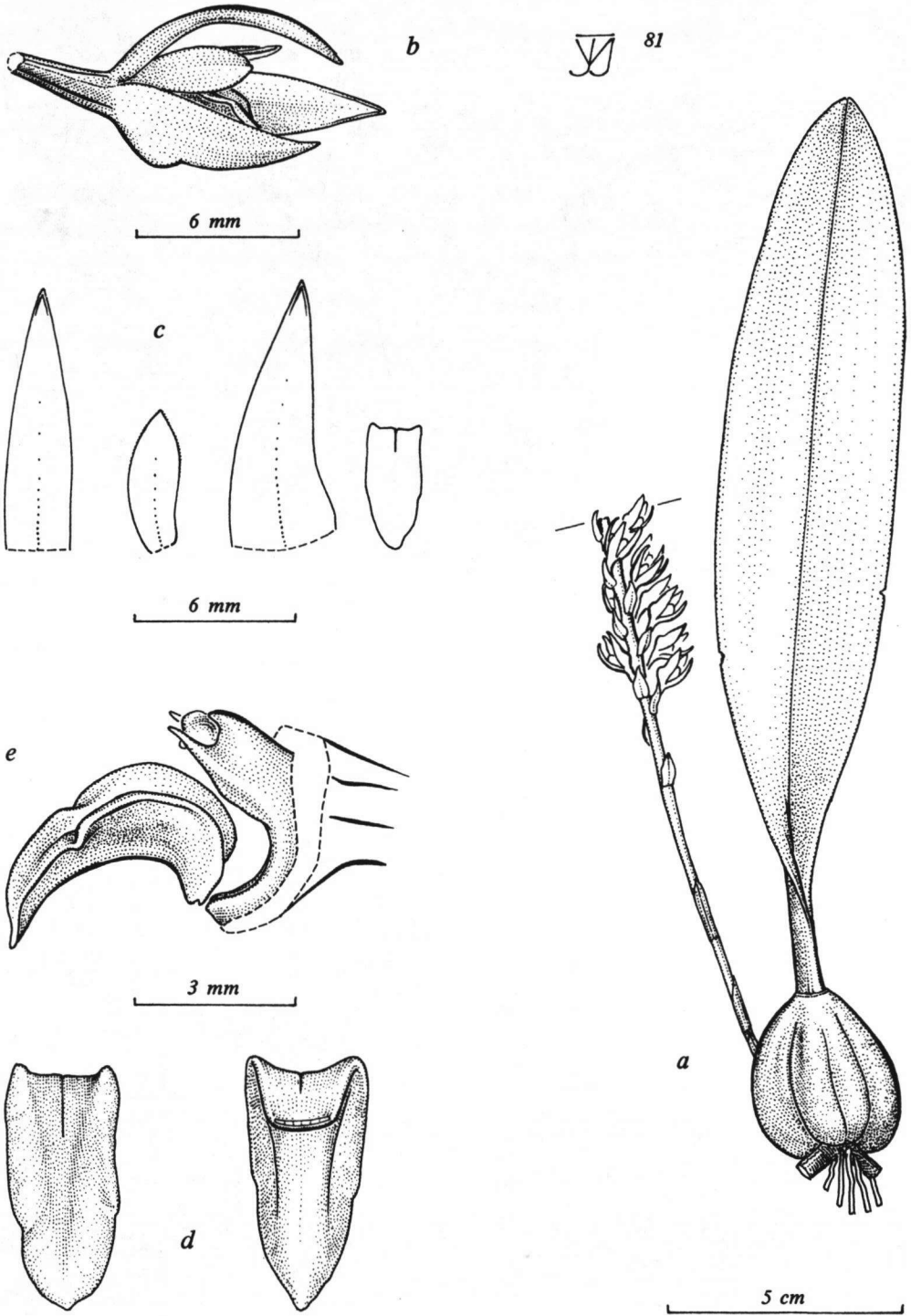


Fig. 36. *Bulbophyllum calvum* Summerh.



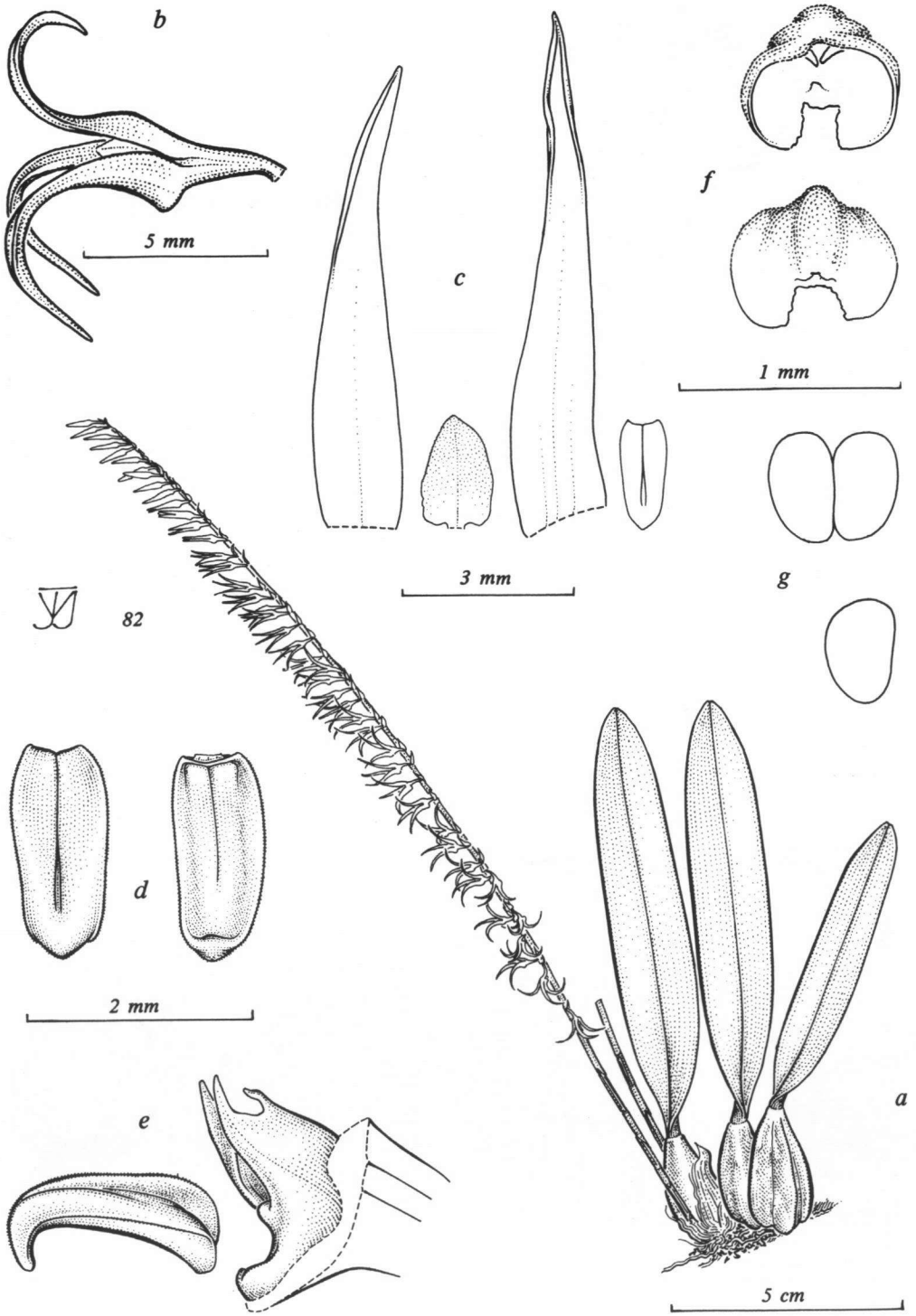


Fig. 37. *Bulbophyllum expallidum* J.J. Vermeulen.

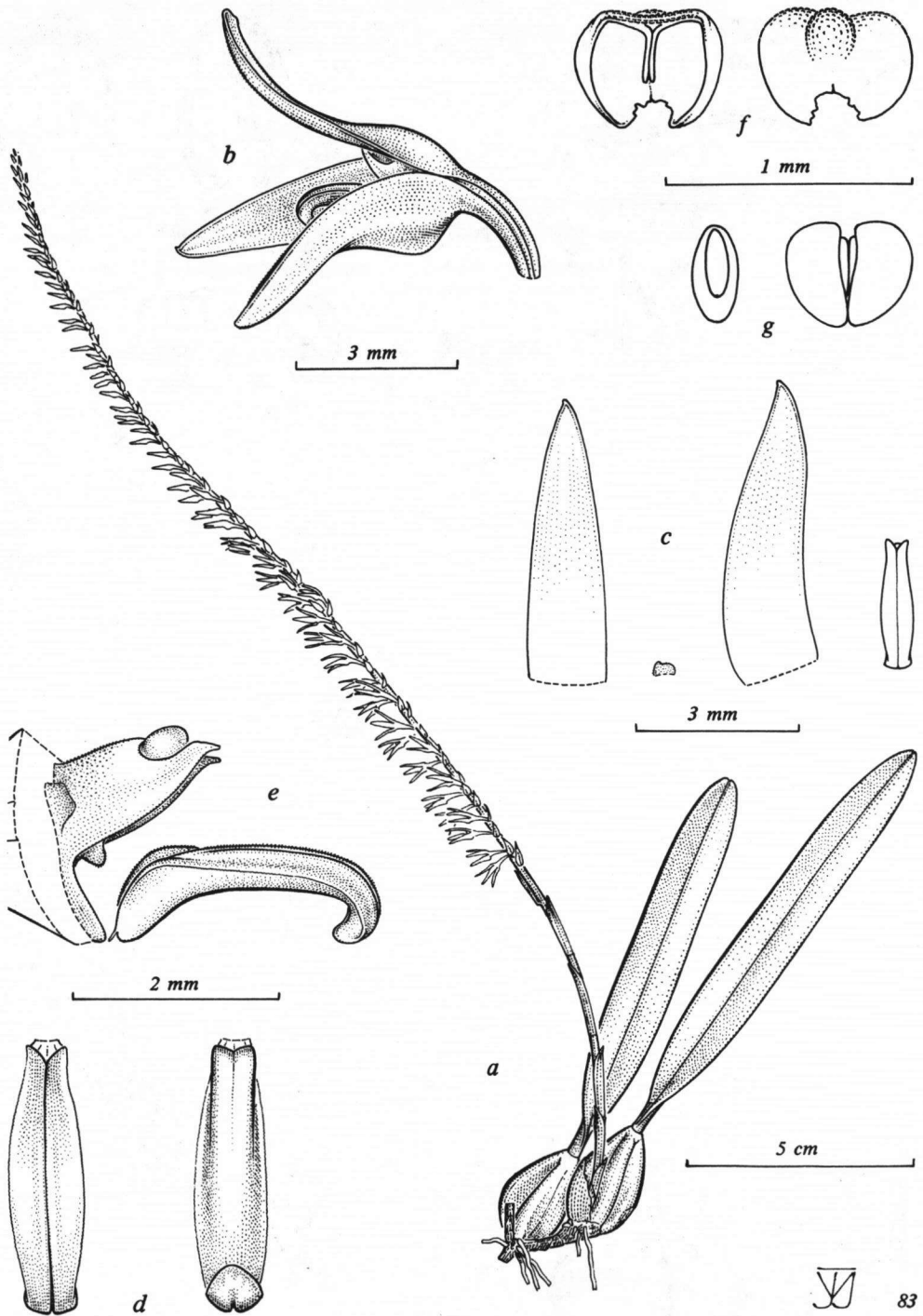


Fig. 38. *Bulbophyllum ivorense* Cribb & Perez-Vera.

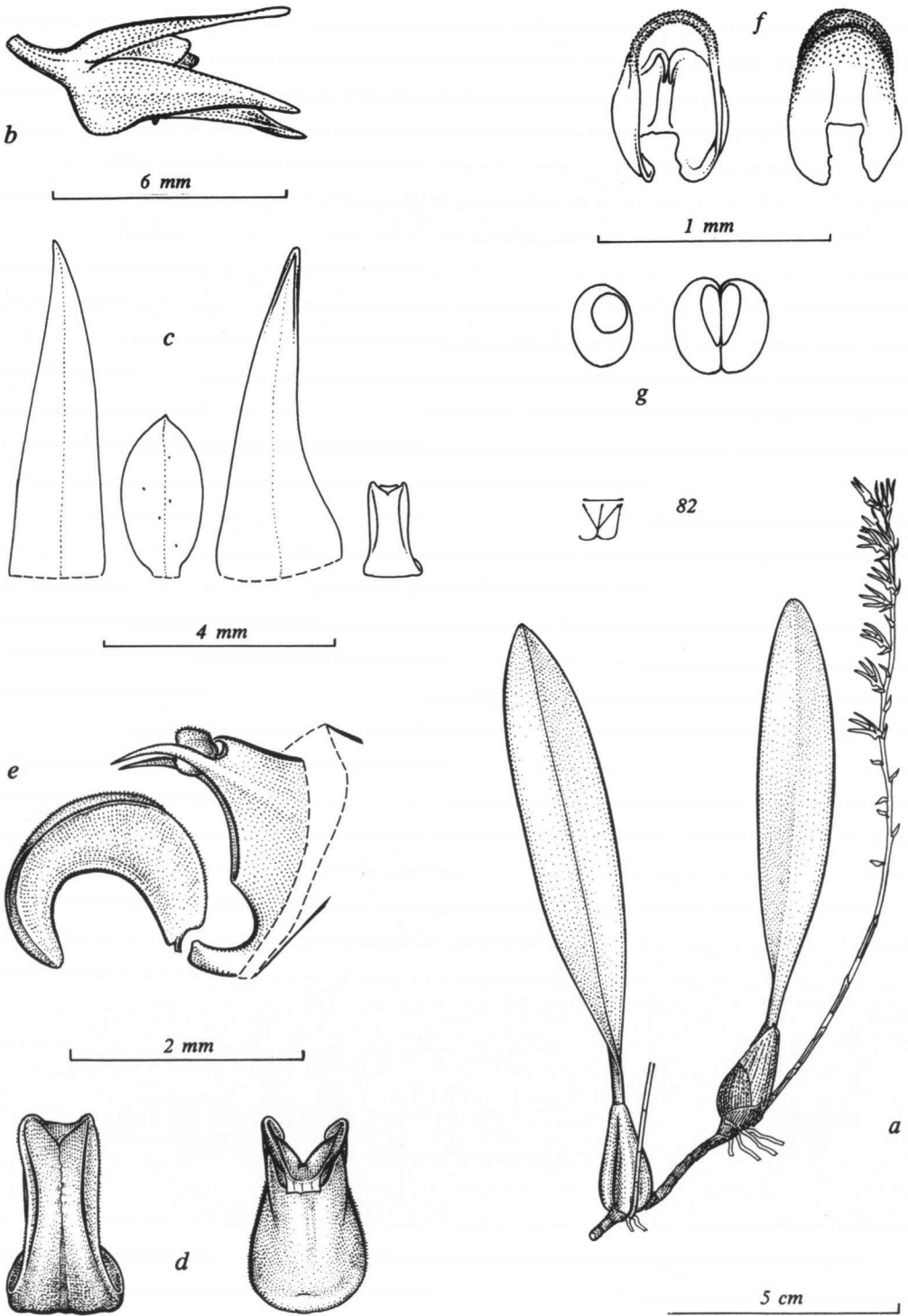


Fig. 39. *Bulbophyllum mediocre* Summerh.

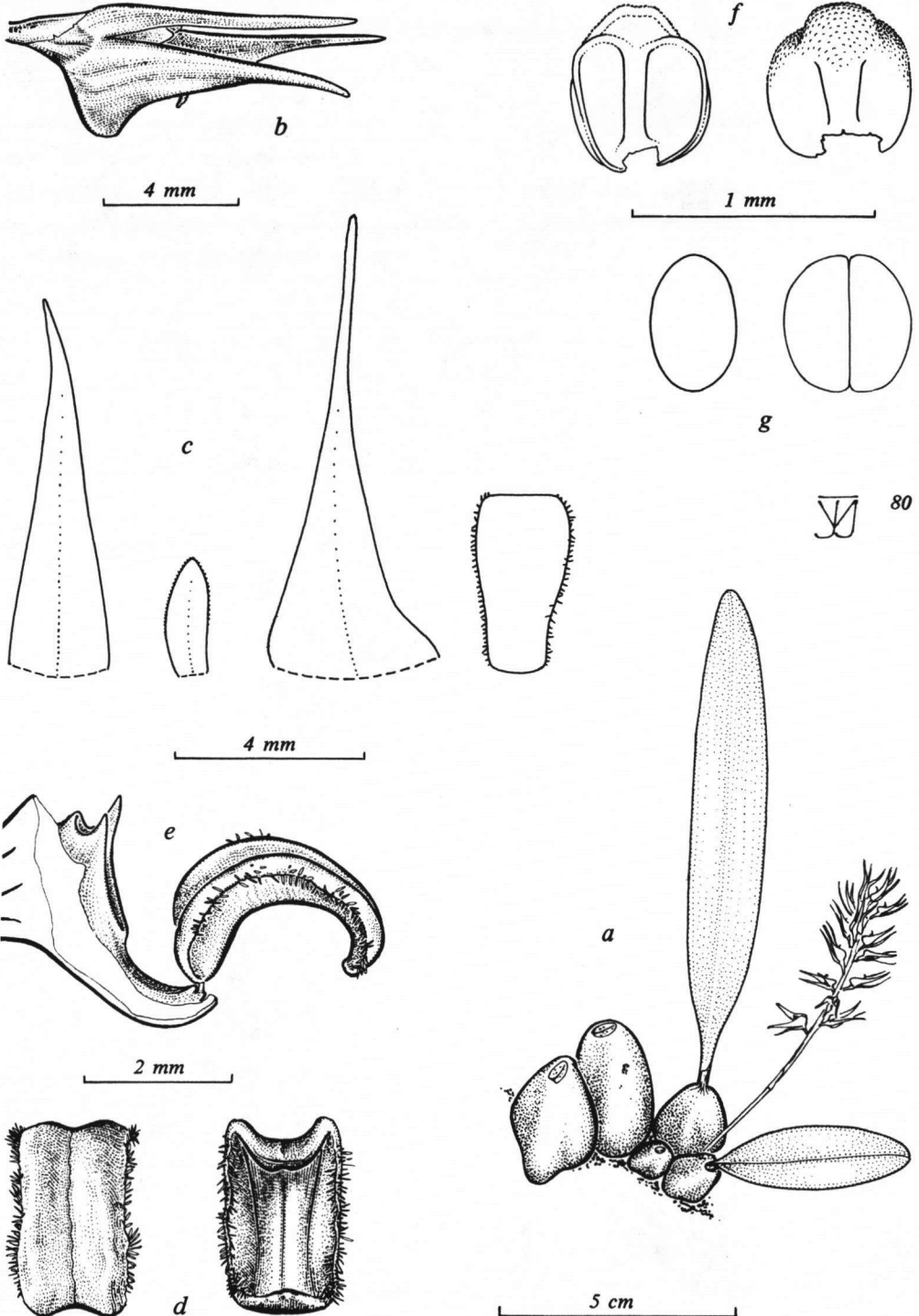


Fig. 40. *Bulbophyllum schimperanum* Krzl.

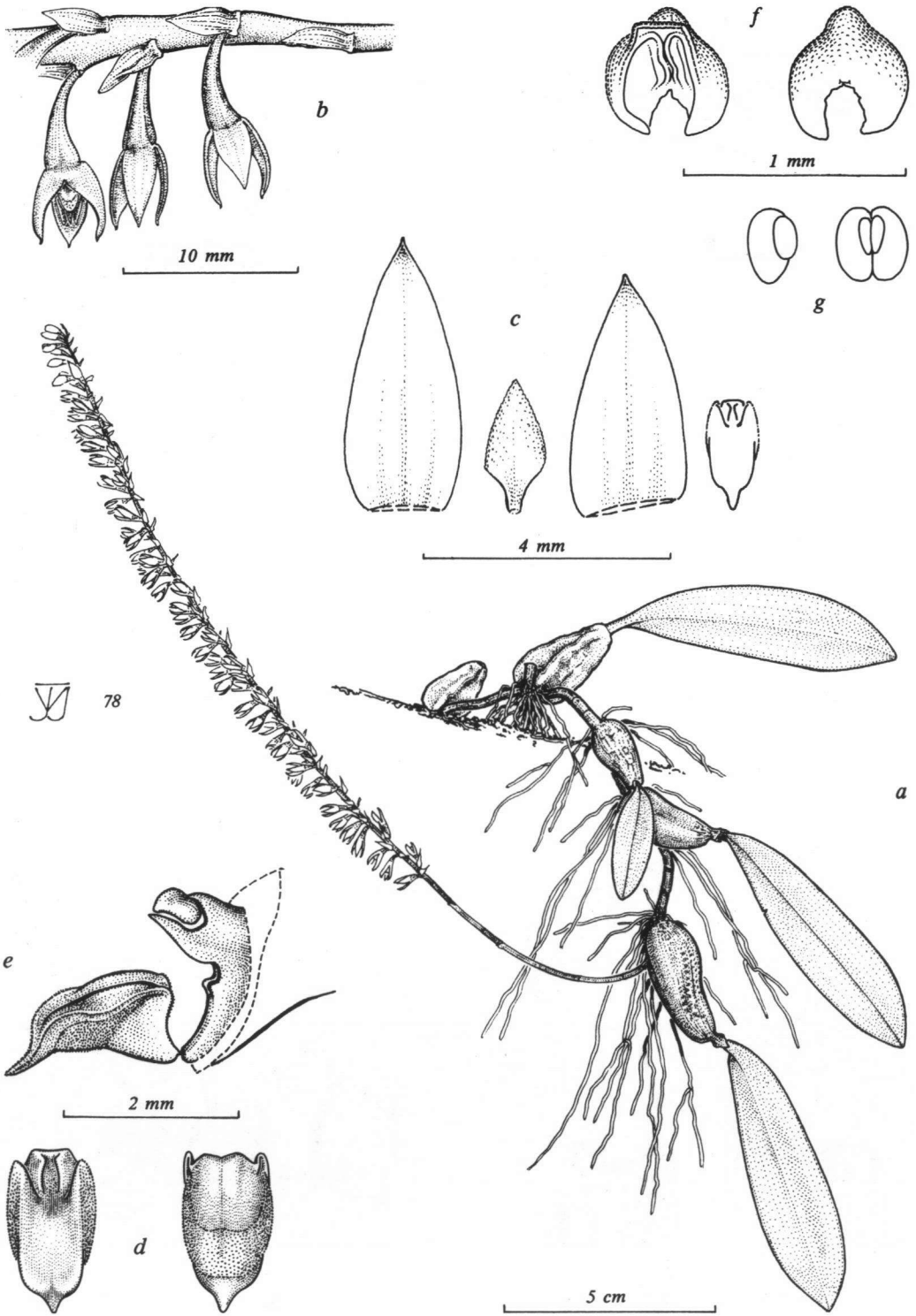


Fig. 41. *Bulbophyllum oxychilum* Schltr.

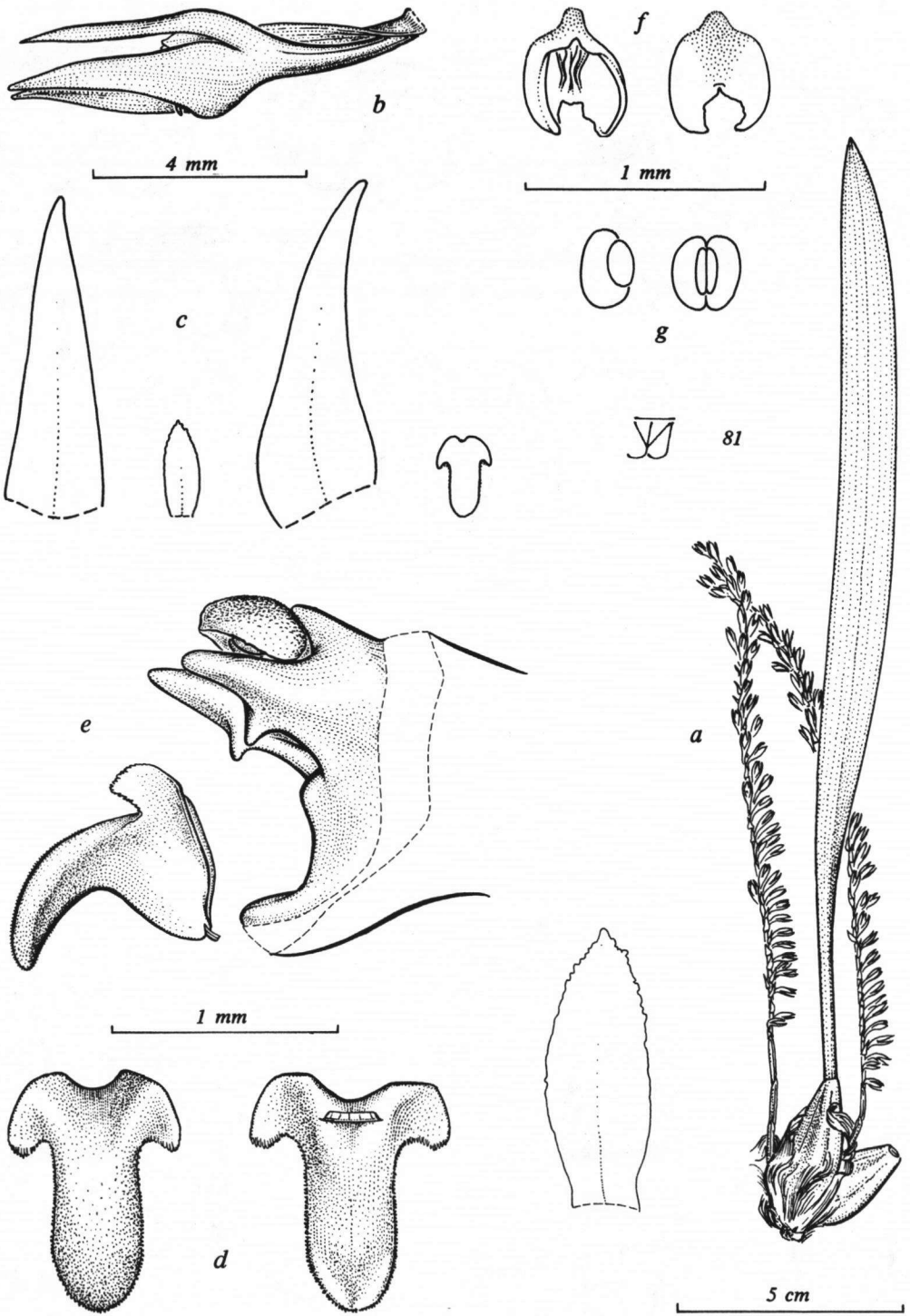


Fig. 42. *Bulbophyllum nigratianum* Rendle.

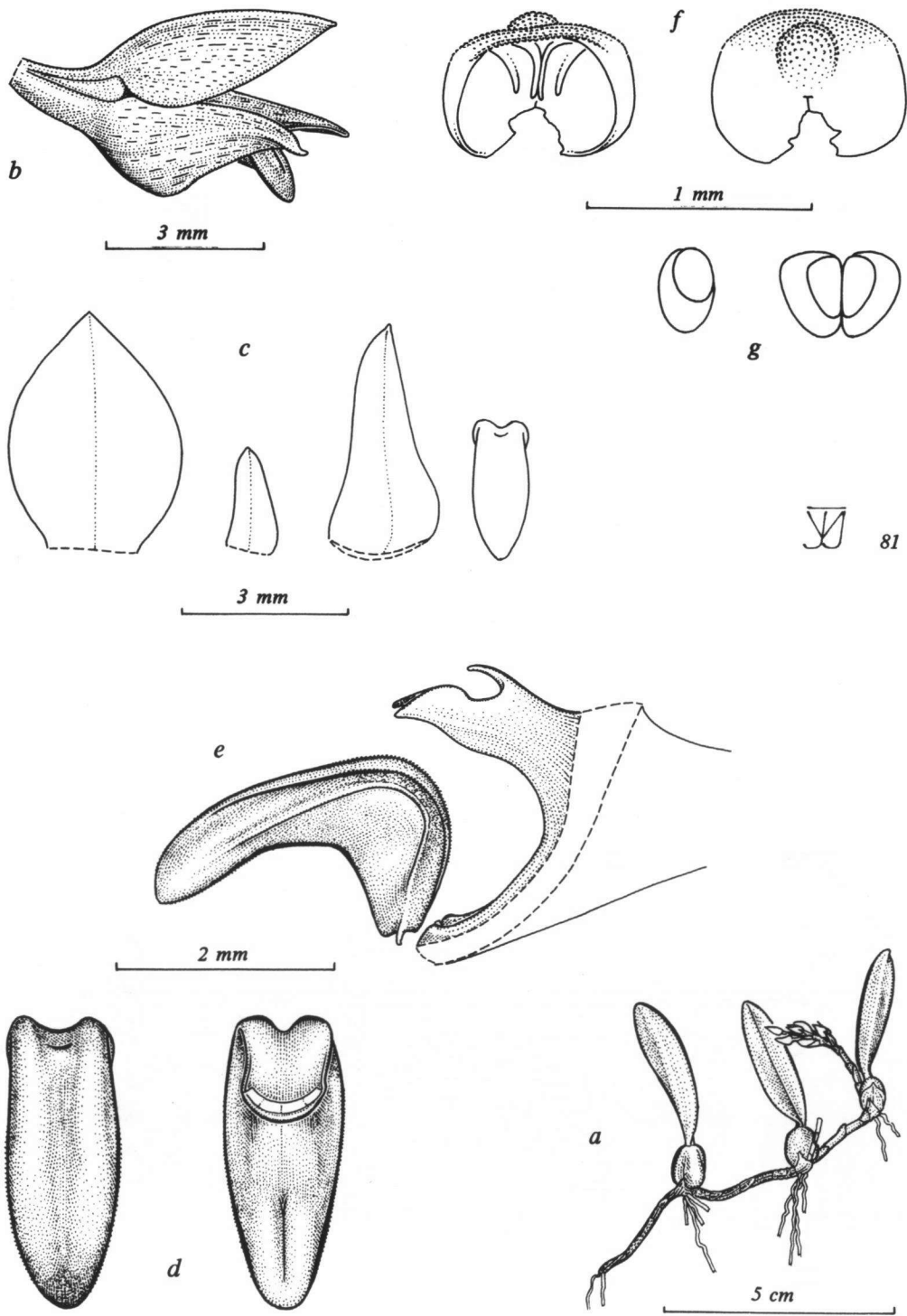


Fig. 43. *Bulbophyllum humblotii* Rolfe.

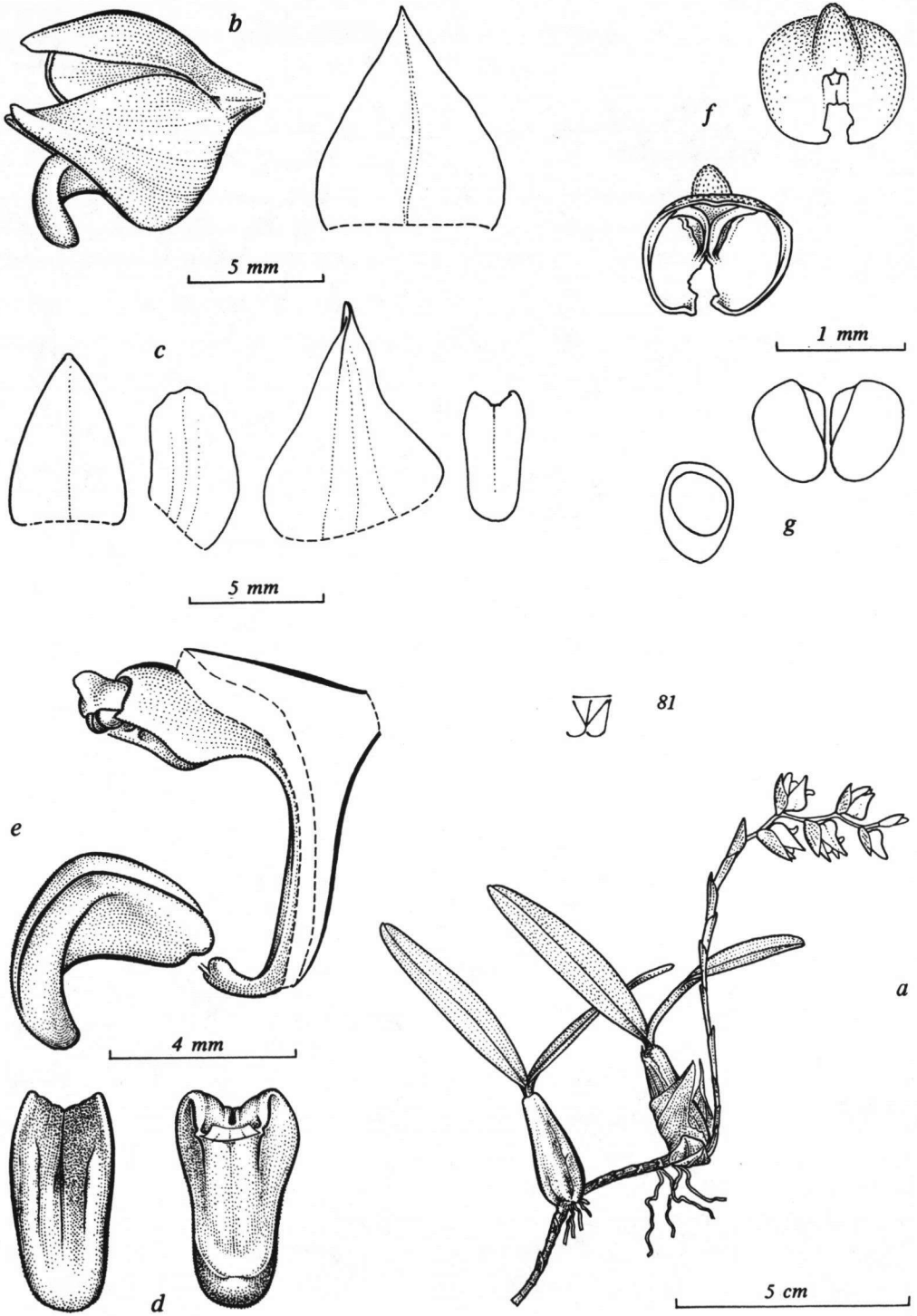


Fig. 44. *Bulbophyllum scariosum* Summerh.



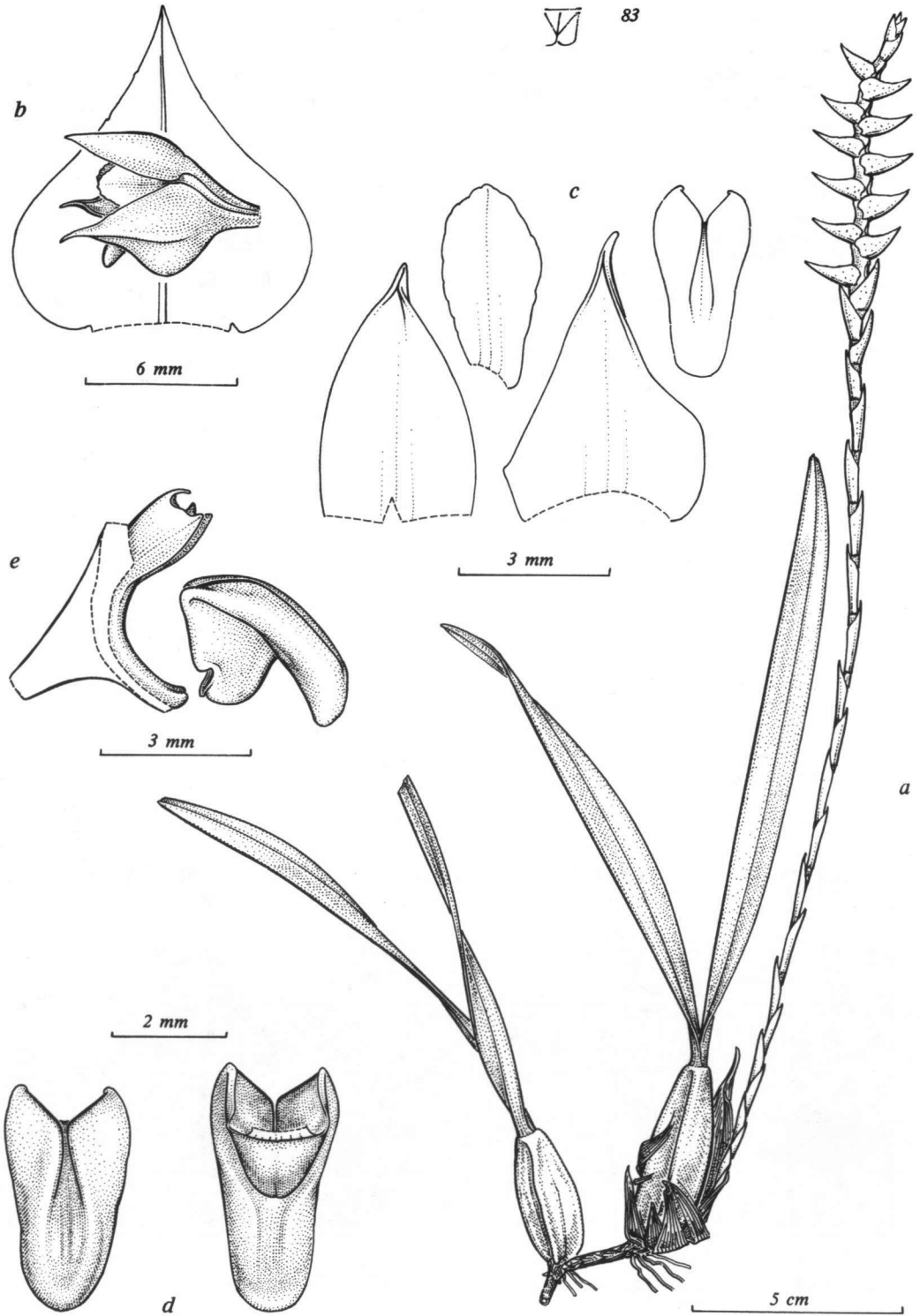


Fig. 45. *Bulbophyllum pandanetorum* Summerh.

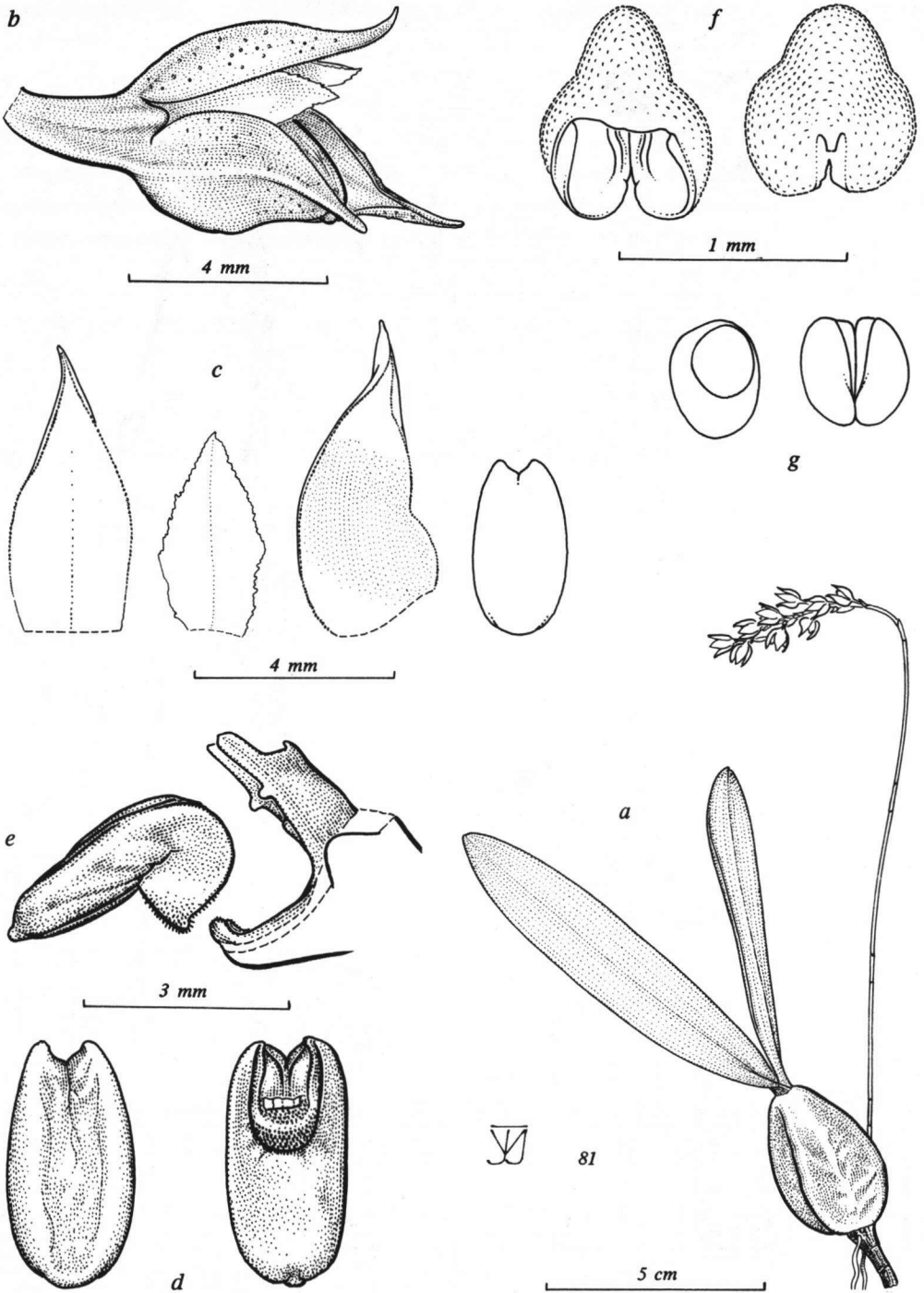
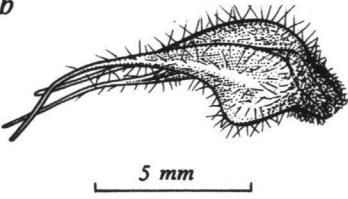


Fig. 46. *Bulbophyllum denticulatum* Rolfe.

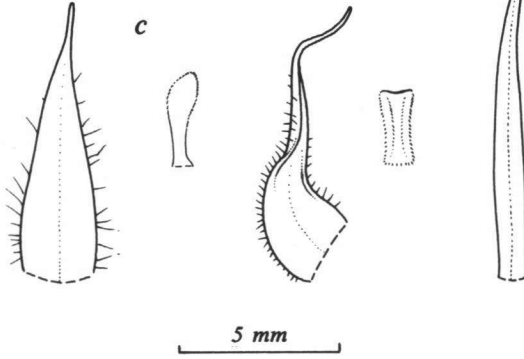
b



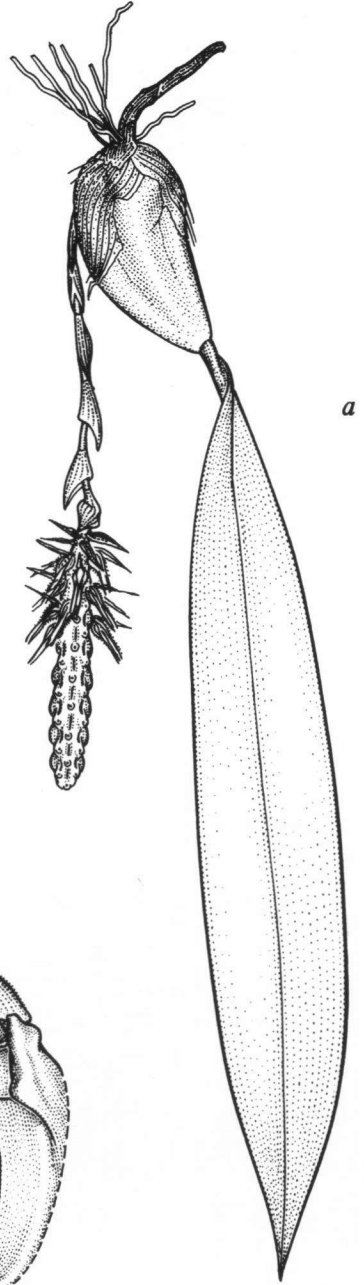
82

5 mm

c




5 mm



a

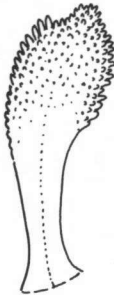

e



2 mm



d



g



f

1 mm

5 cm

Fig. 47. *Bulbophyllum comatum* Lindl. var. *comatum*.

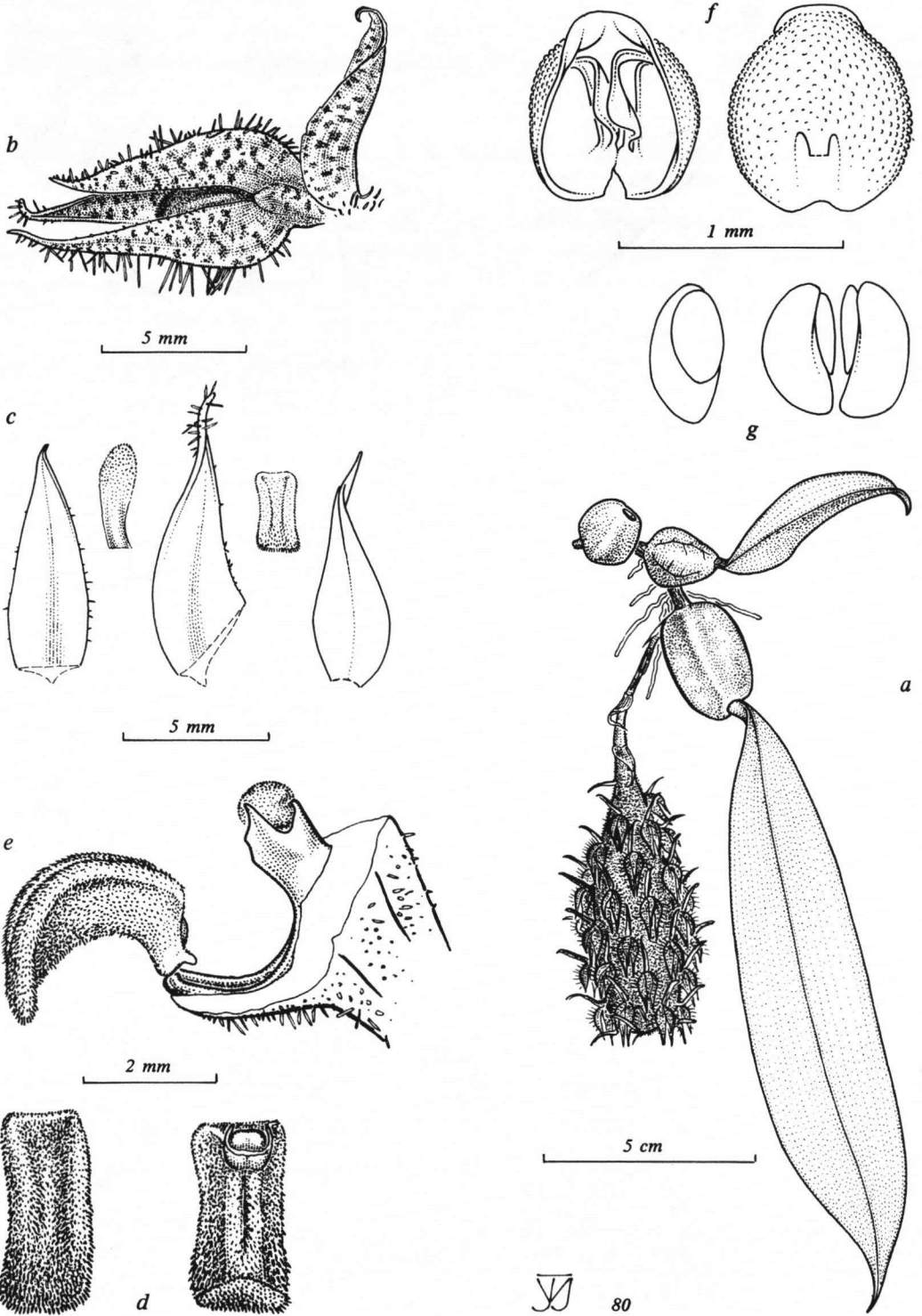


Fig. 48. *Bulbophyllum comatum* Lindl. var. *inflatum* (Rolfe) J.J. Vermeulen.

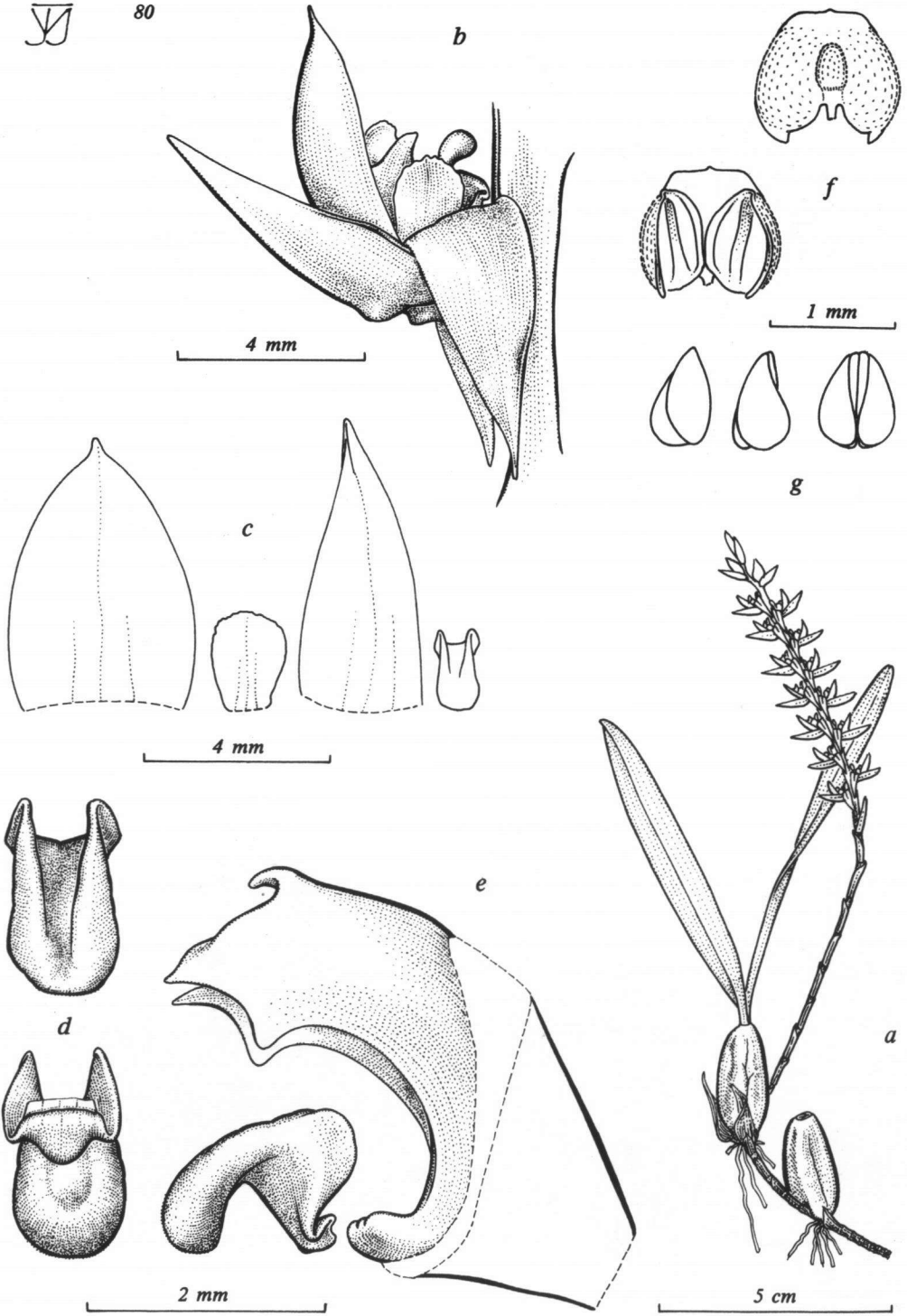


Fig. 49. *Bulbophyllum bifarium* Hook. f.

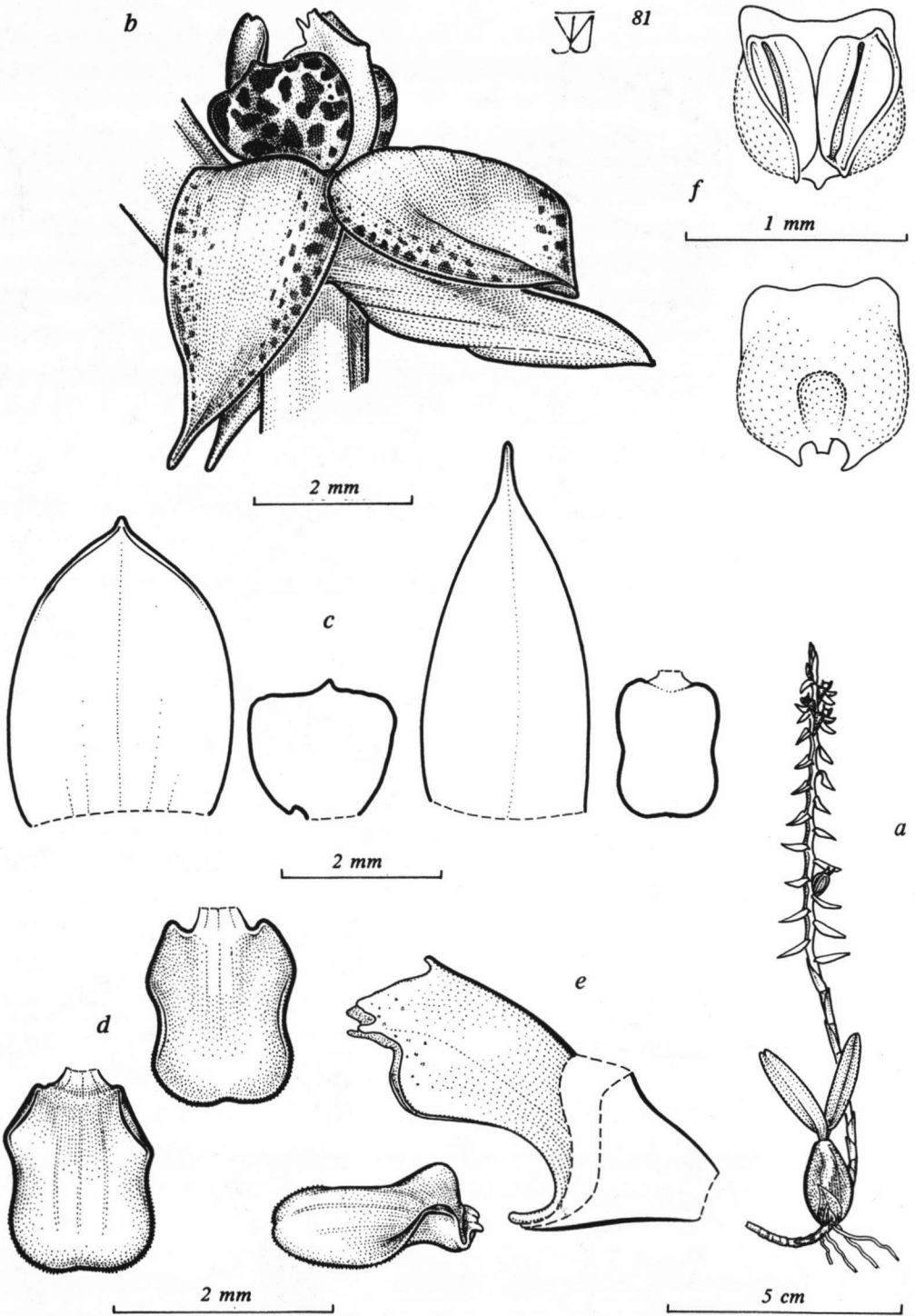


Fig. 50. *Bulbophyllum bidenticulatum* J.J. Vermeulen ssp. *bidenticulatum*

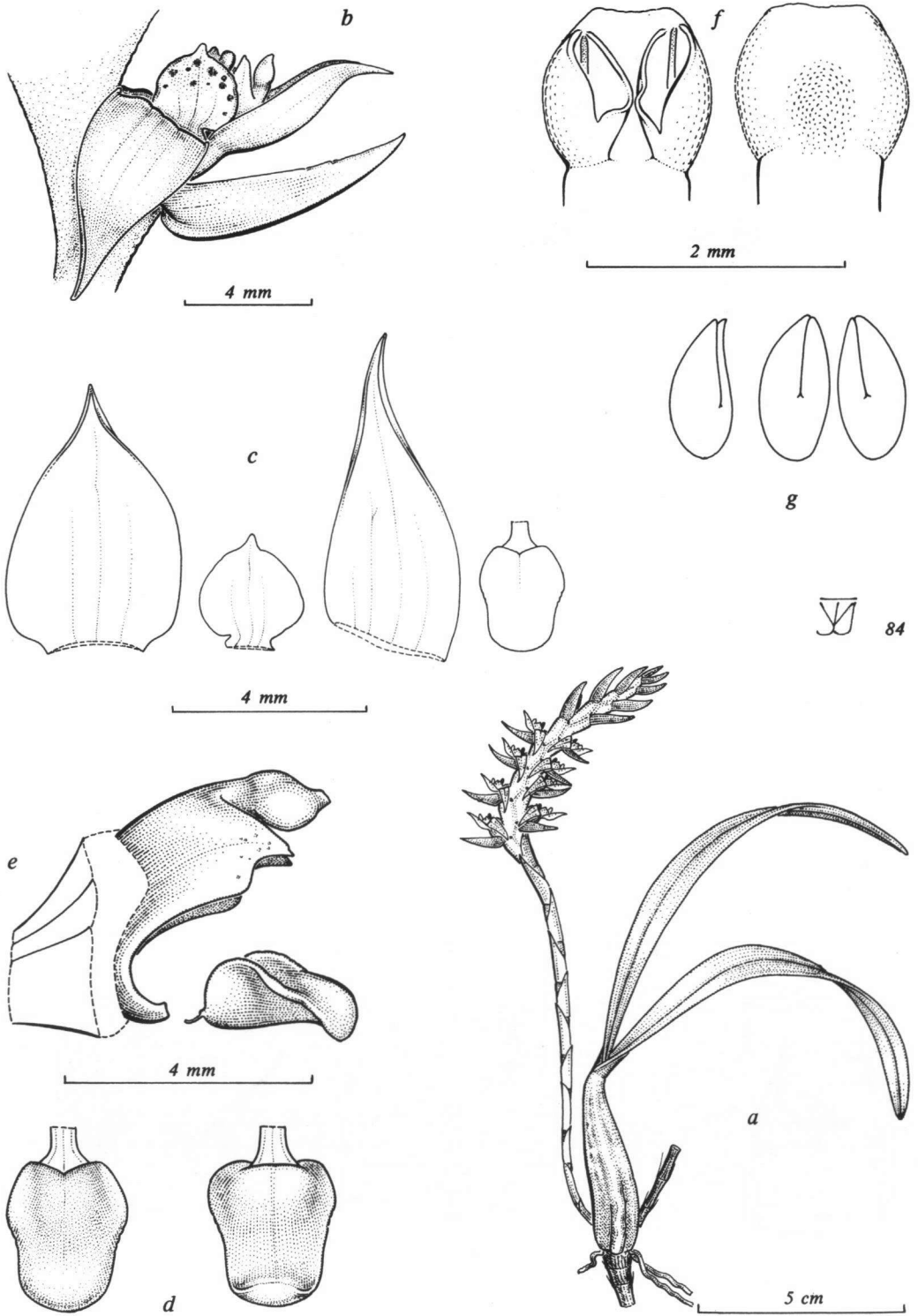


Fig. 51. *Bulbophyllum bidenticulatum* J.J. Vermeulen ssp. *joyceae* J.J. Vermeulen.

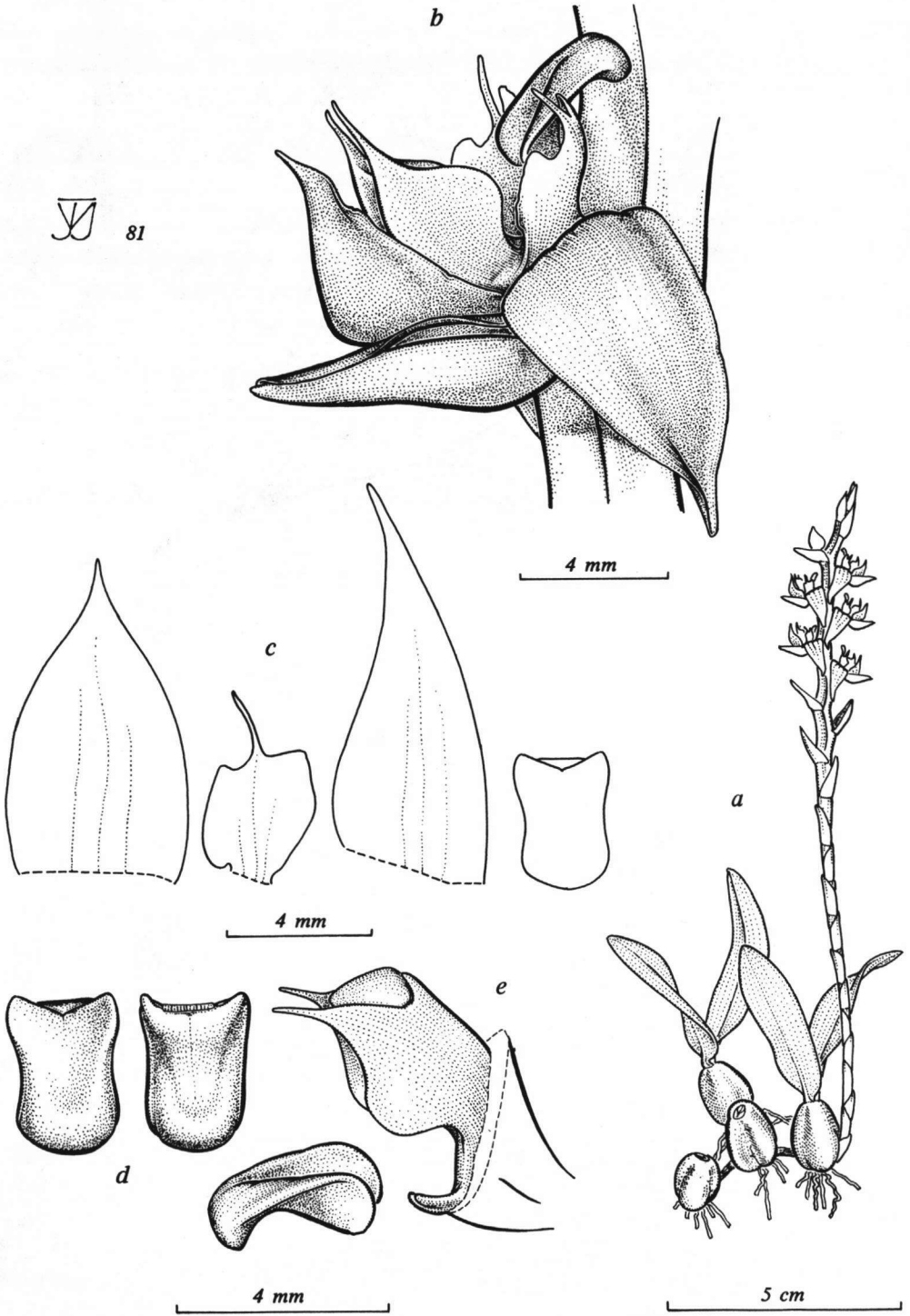


Fig. 52. *Bulbophyllum nigericum* Summerh.



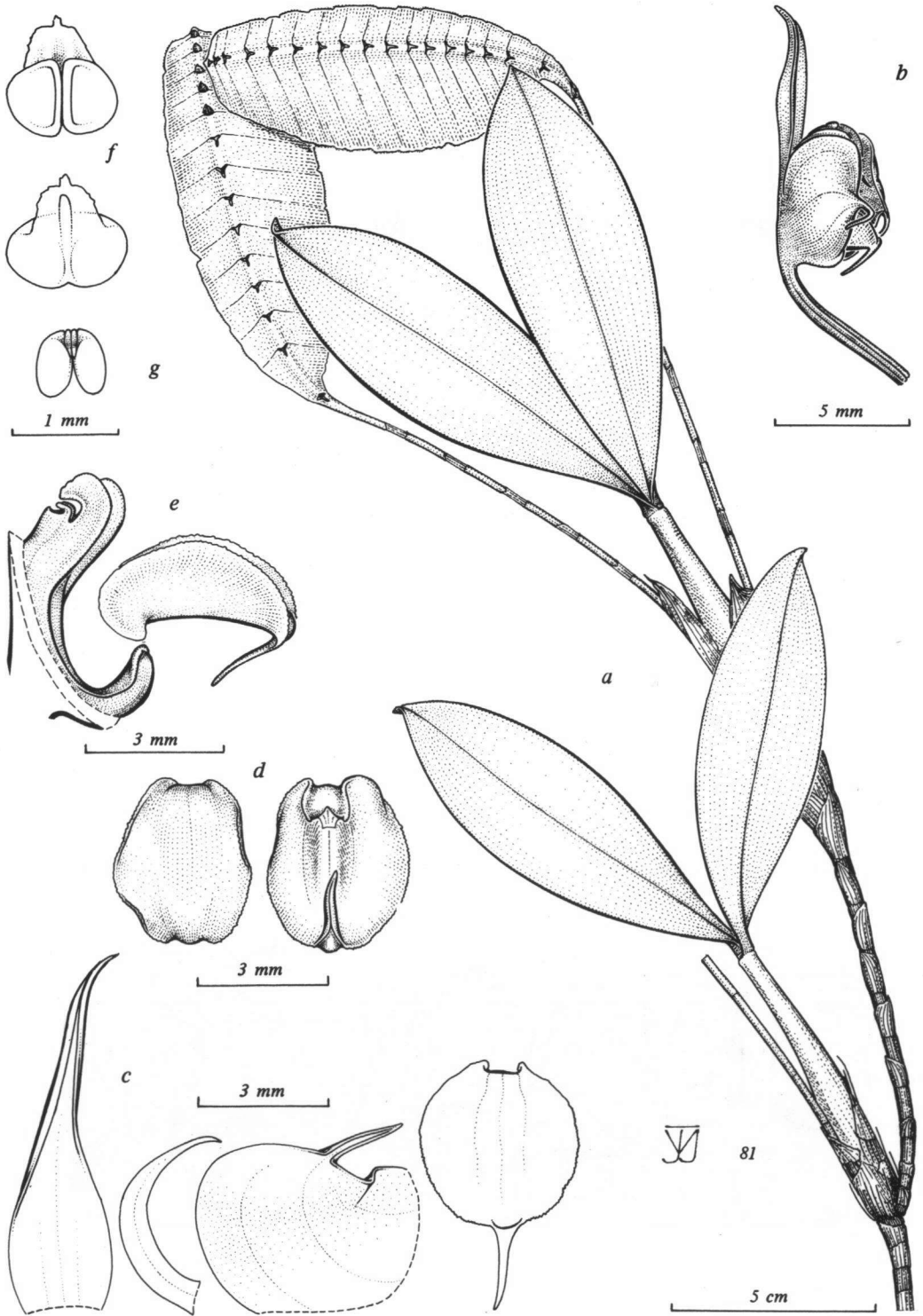


Fig. 53. *Bulbophyllum renkinianum* (Laurent) De Wild.

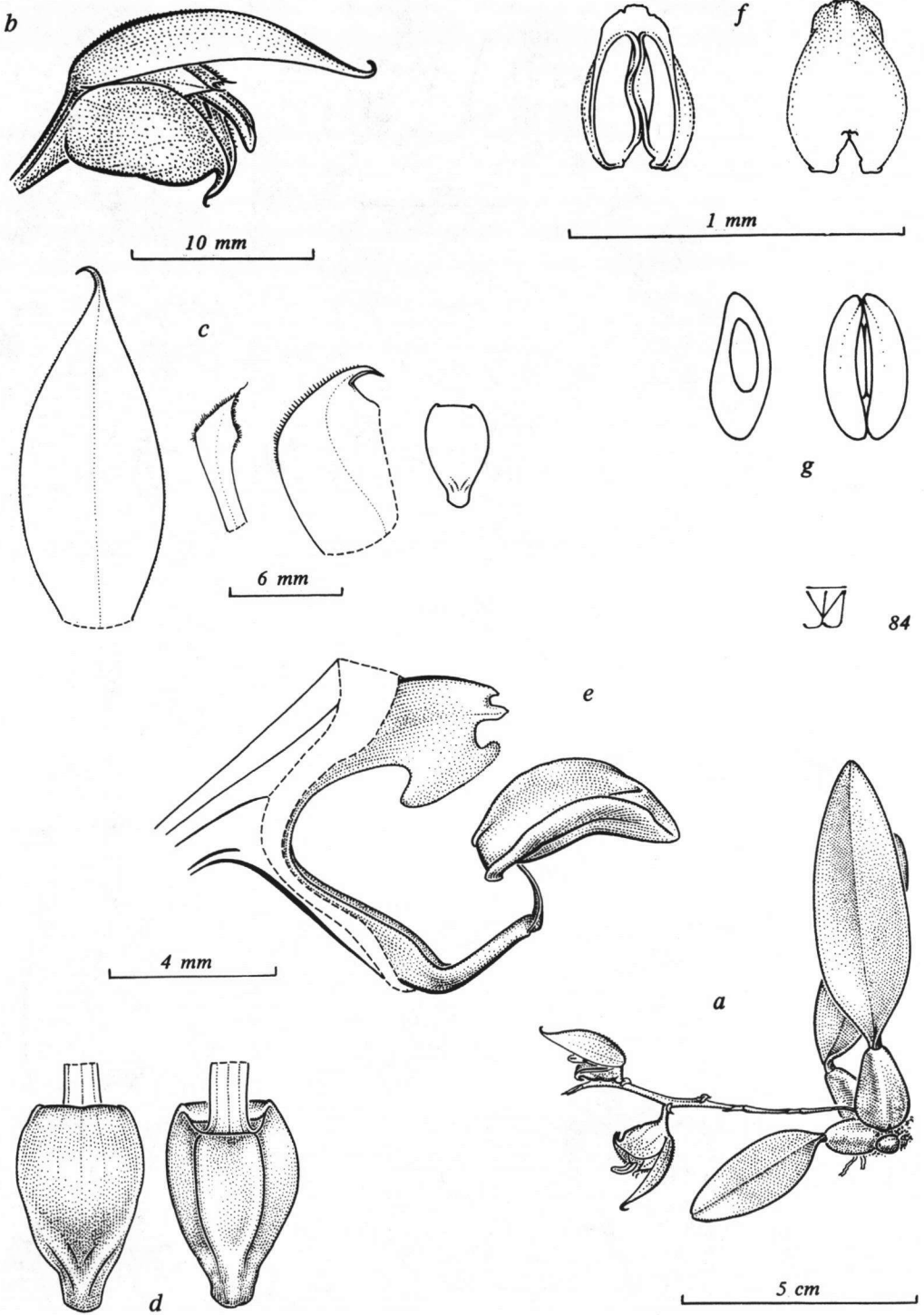


Fig. 54. *Bulbophyllum dolabriforme* J.J. Vermeulen.

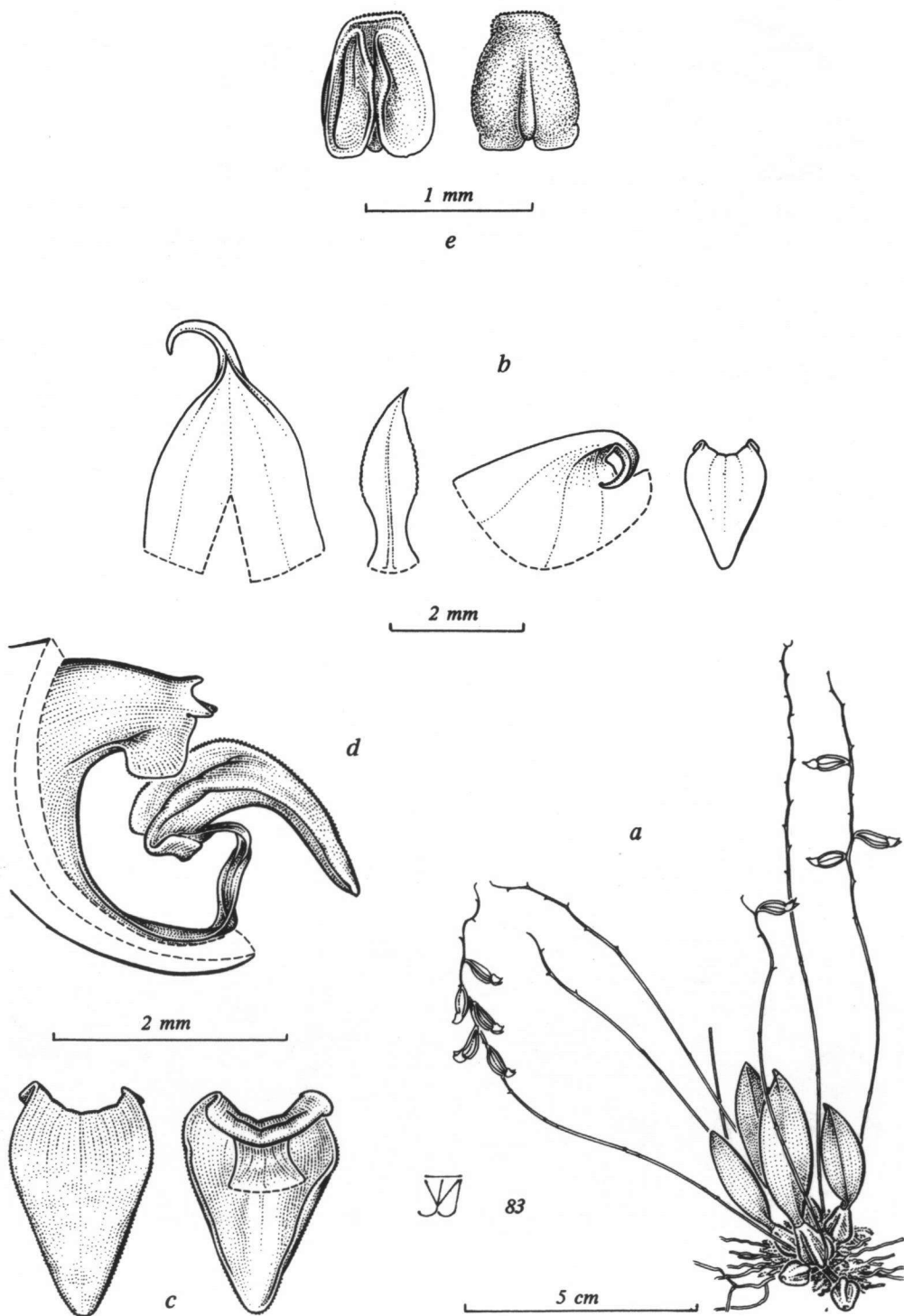


Fig. 55. *Bulbophyllum curvimentatum* J.J. Vermeulen.

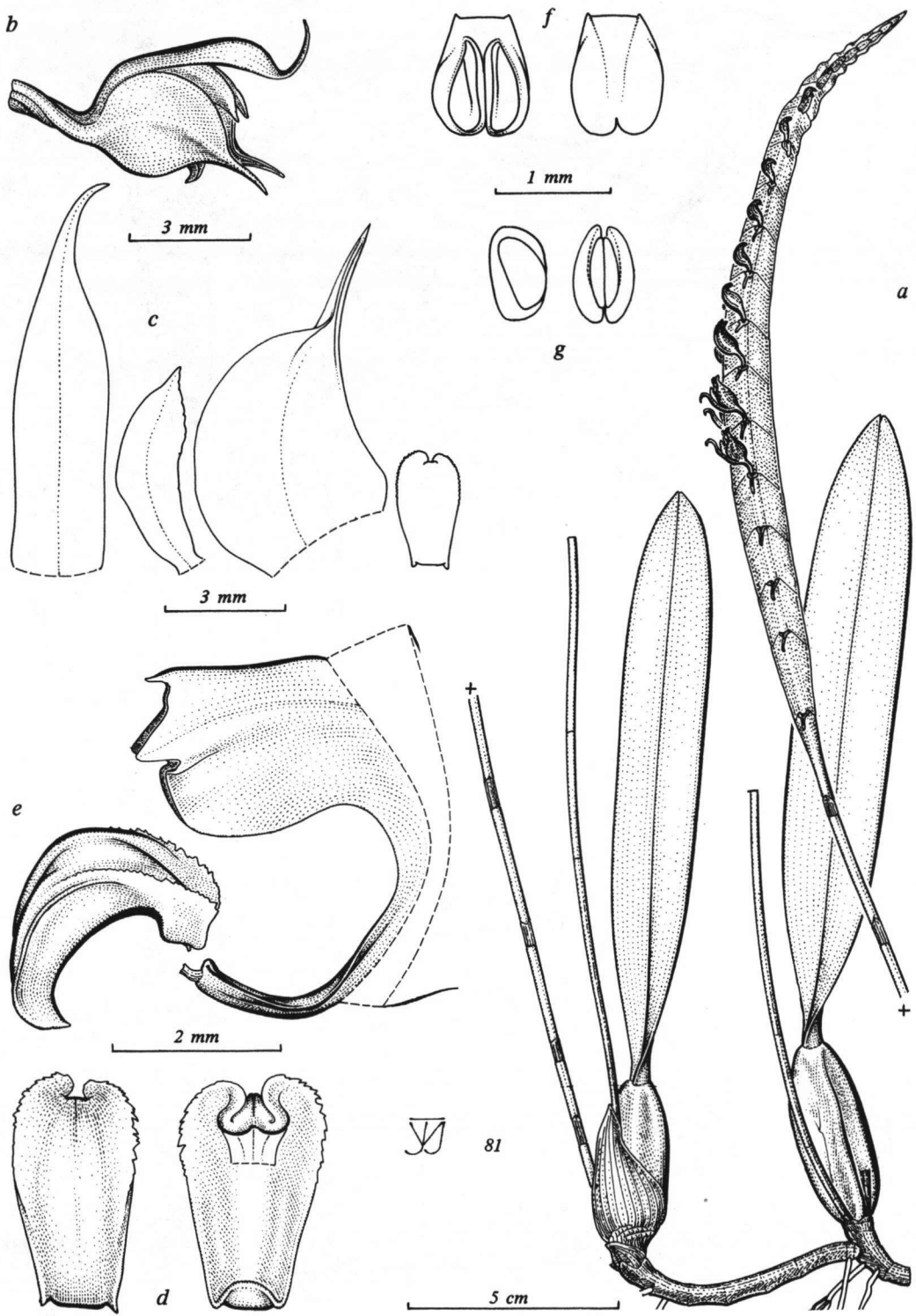


Fig. 56. *Bulbophyllum colubrinum* (Rchb. f.) Rchb. f.

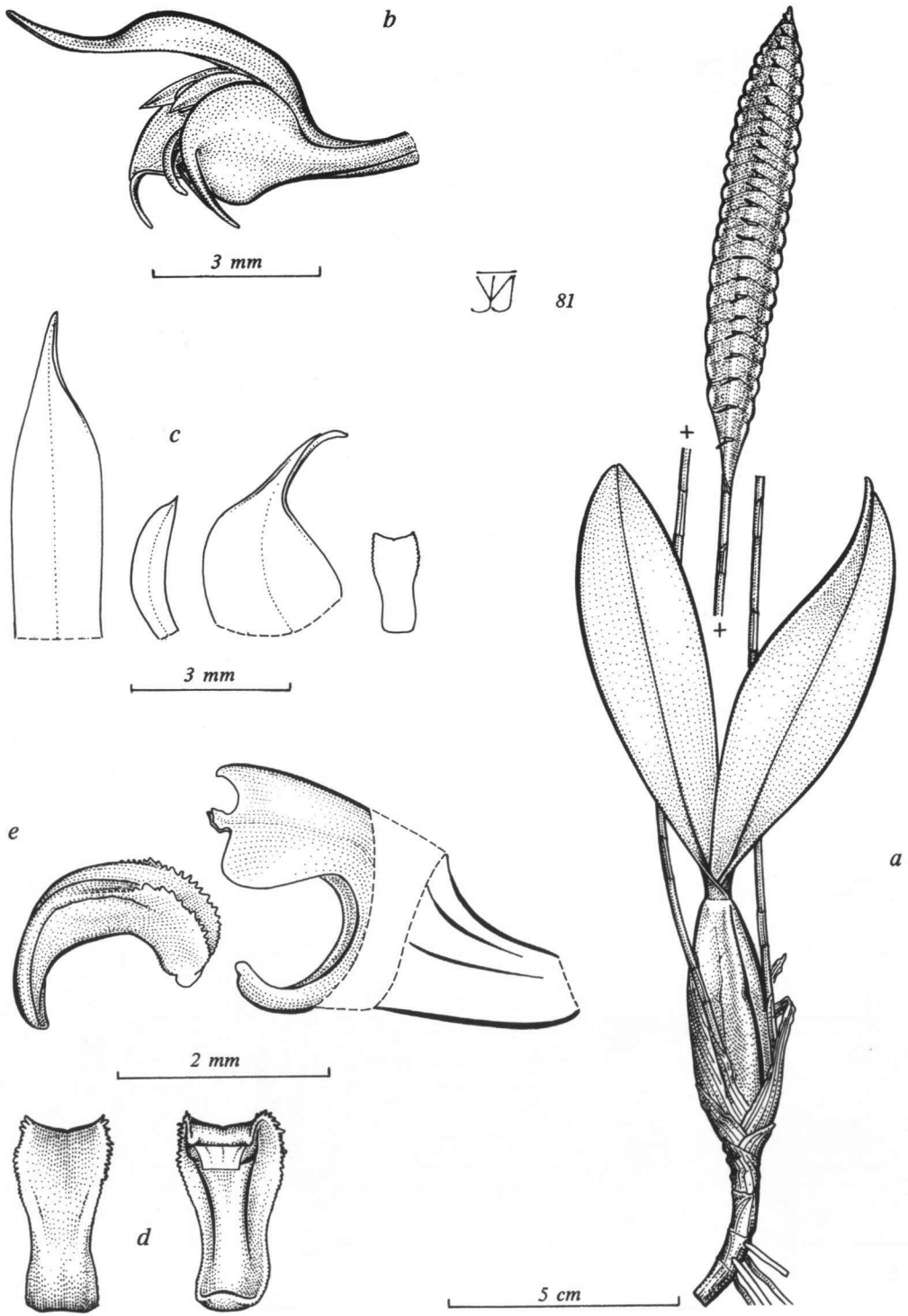


Fig. 57. *Bulbophyllum maximum* (Lindl.) Rchb. f.; entity a.

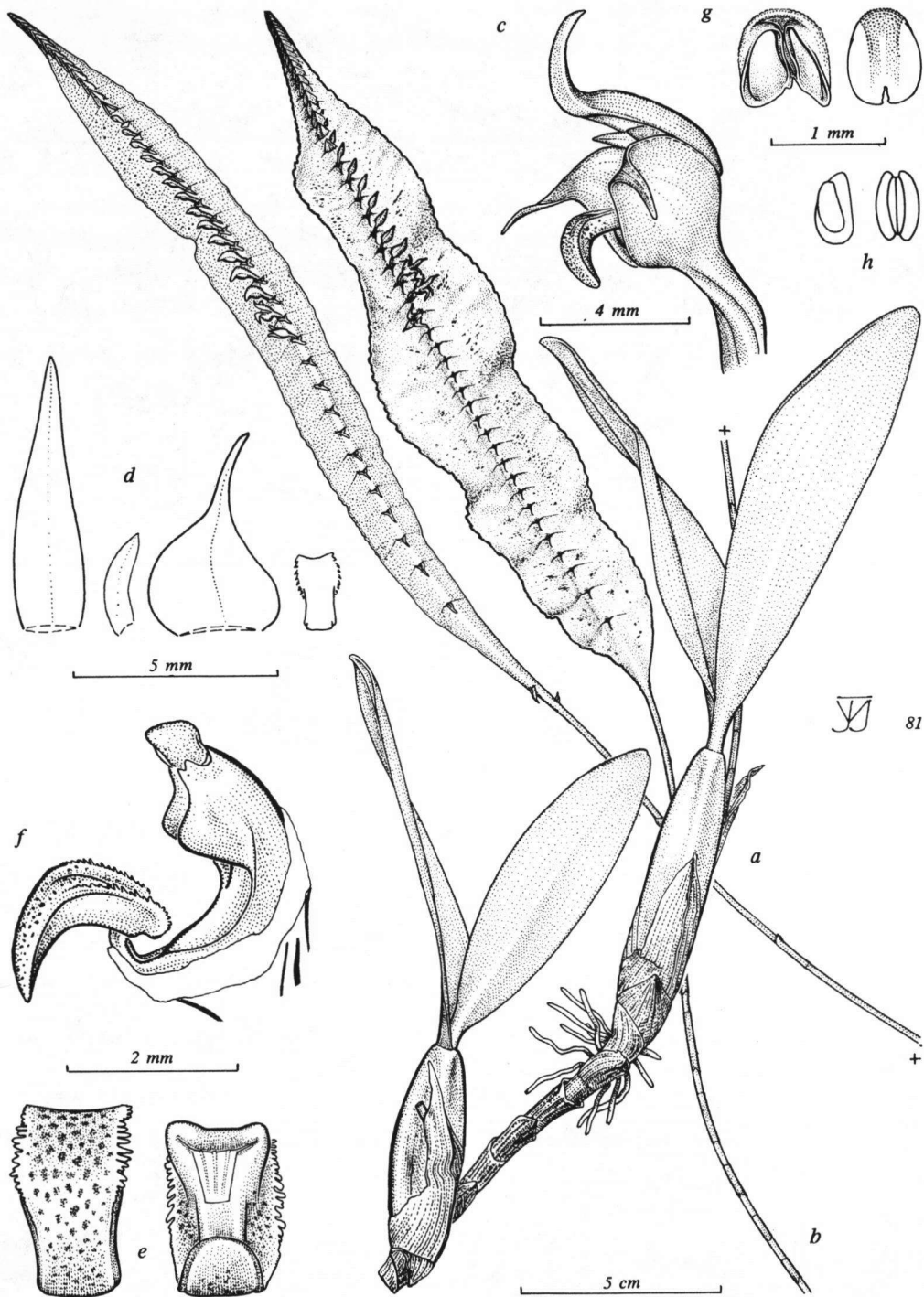


Fig. 58. *Bulbophyllum maximum* (Lindl.) Rchb. f.; entity b.

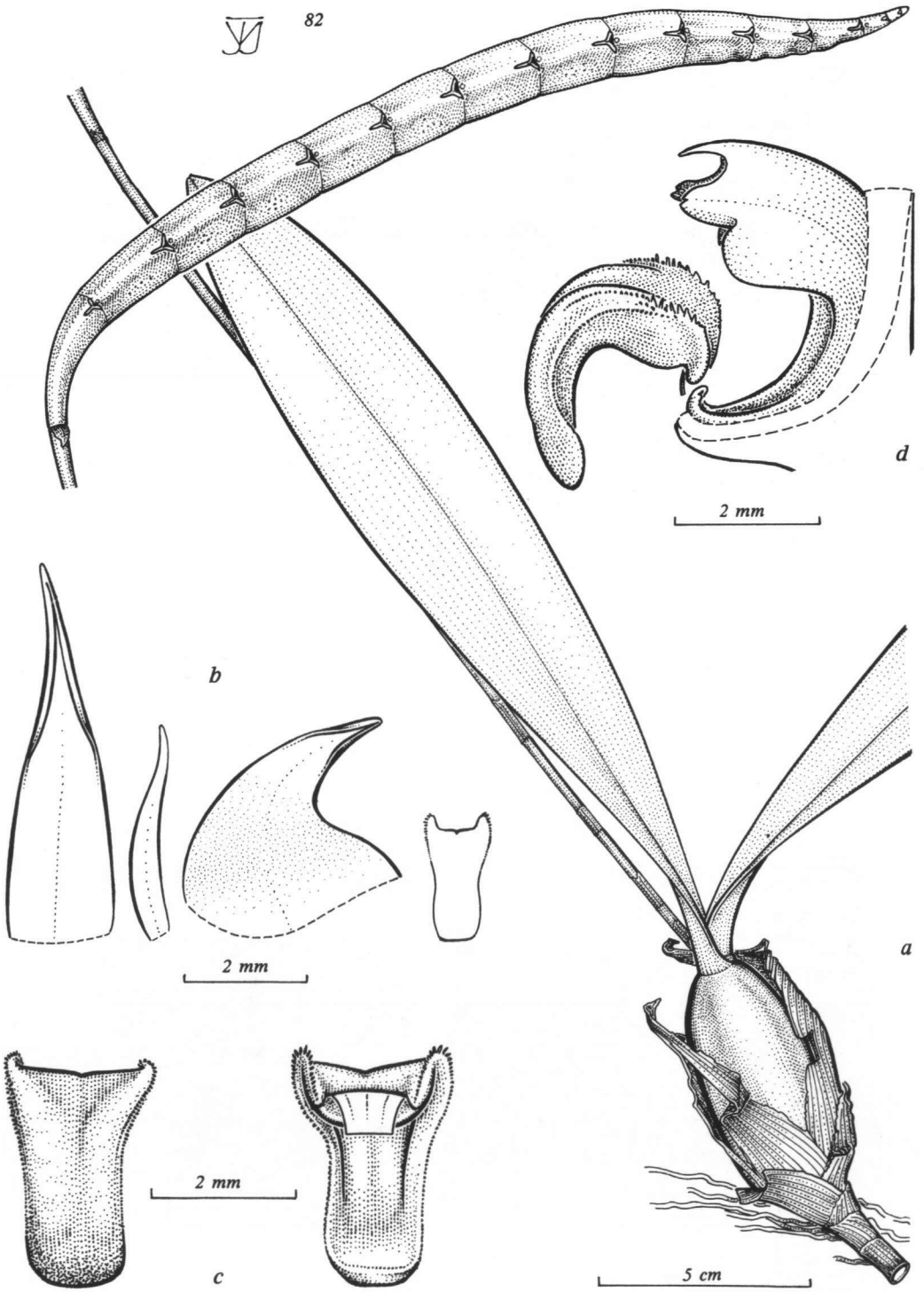


Fig. 59. *Bulbophyllum injoloense* De Wild. ssp. *injoloense*.

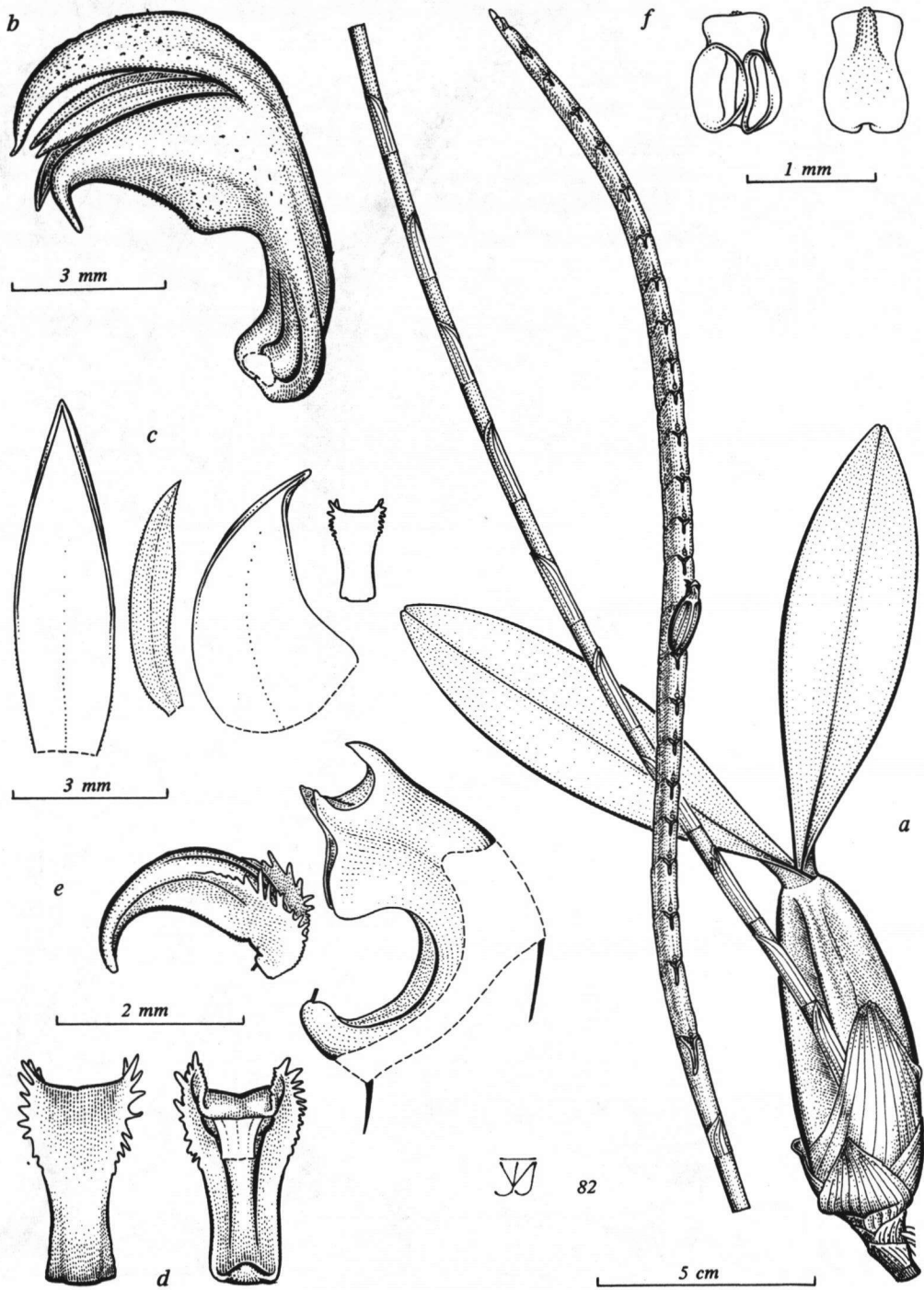


Fig. 60. *Bulbophyllum injoloense* De Wild. ssp. *pseudoxypterum* (J.J. Vermeulen) J.J. Vermeulen.



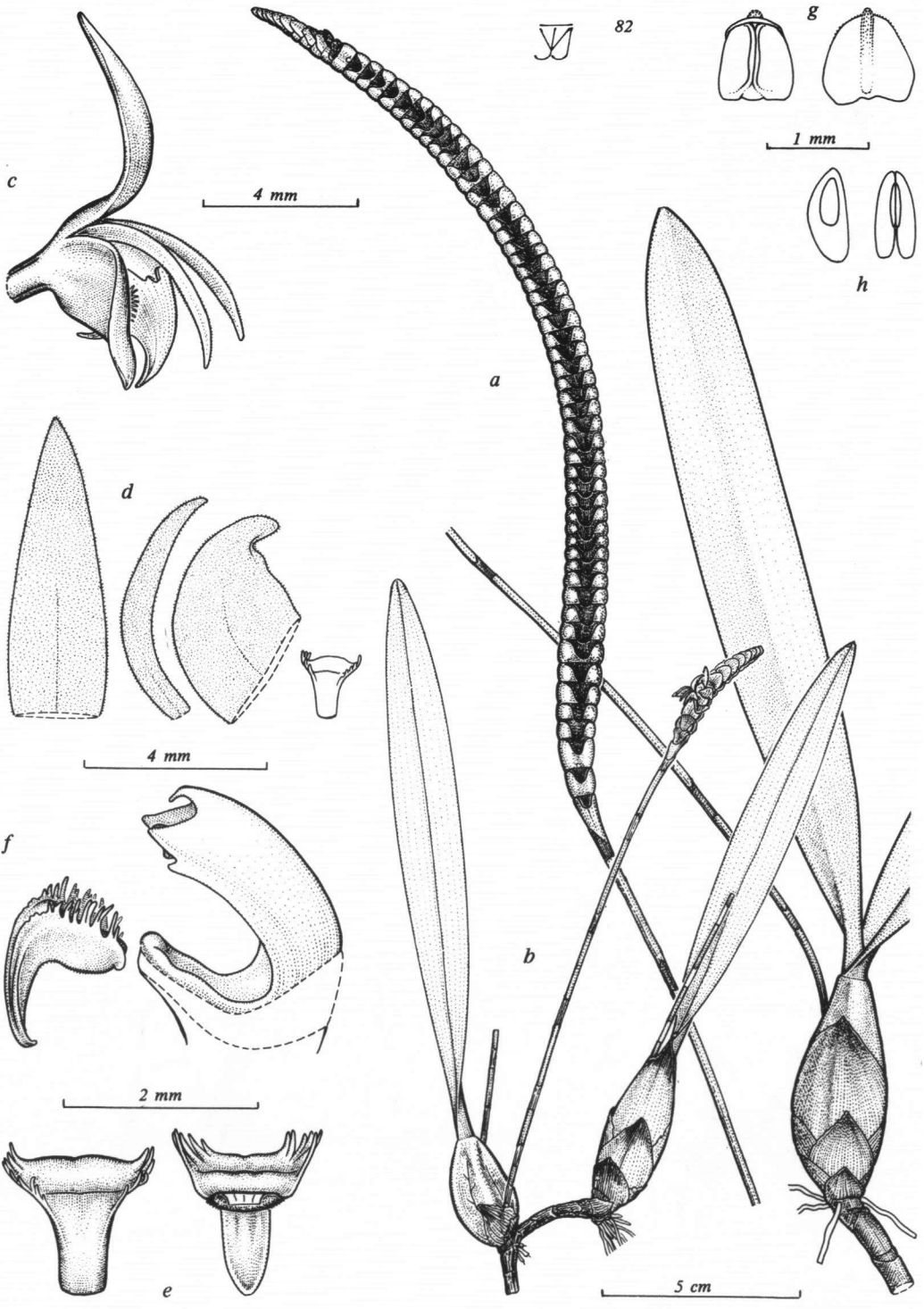


Fig. 61. *Bulbophyllum imbricatum* Lindl.

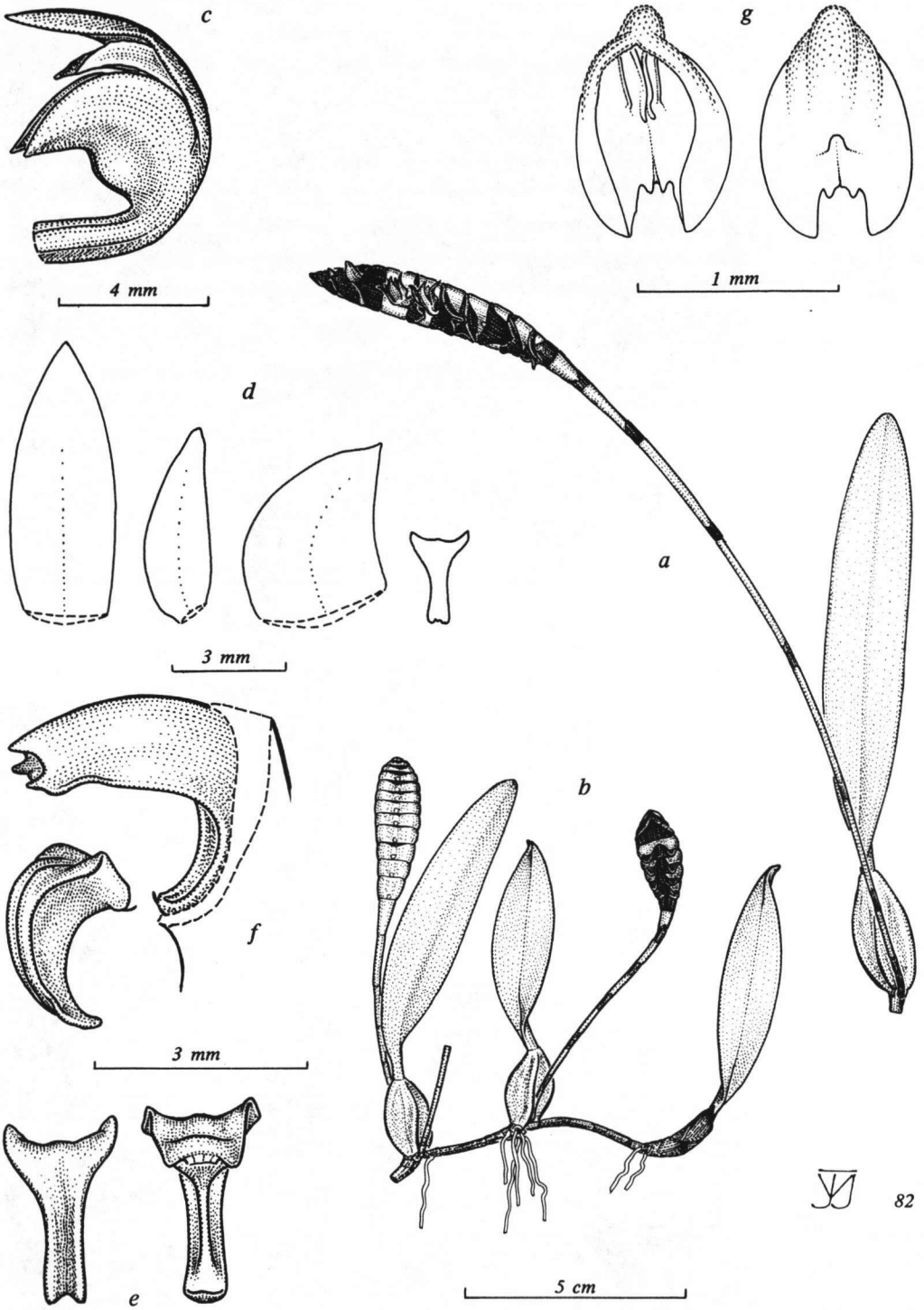


Fig. 62. *Bulbophyllum magnibracteatum* Summerh.

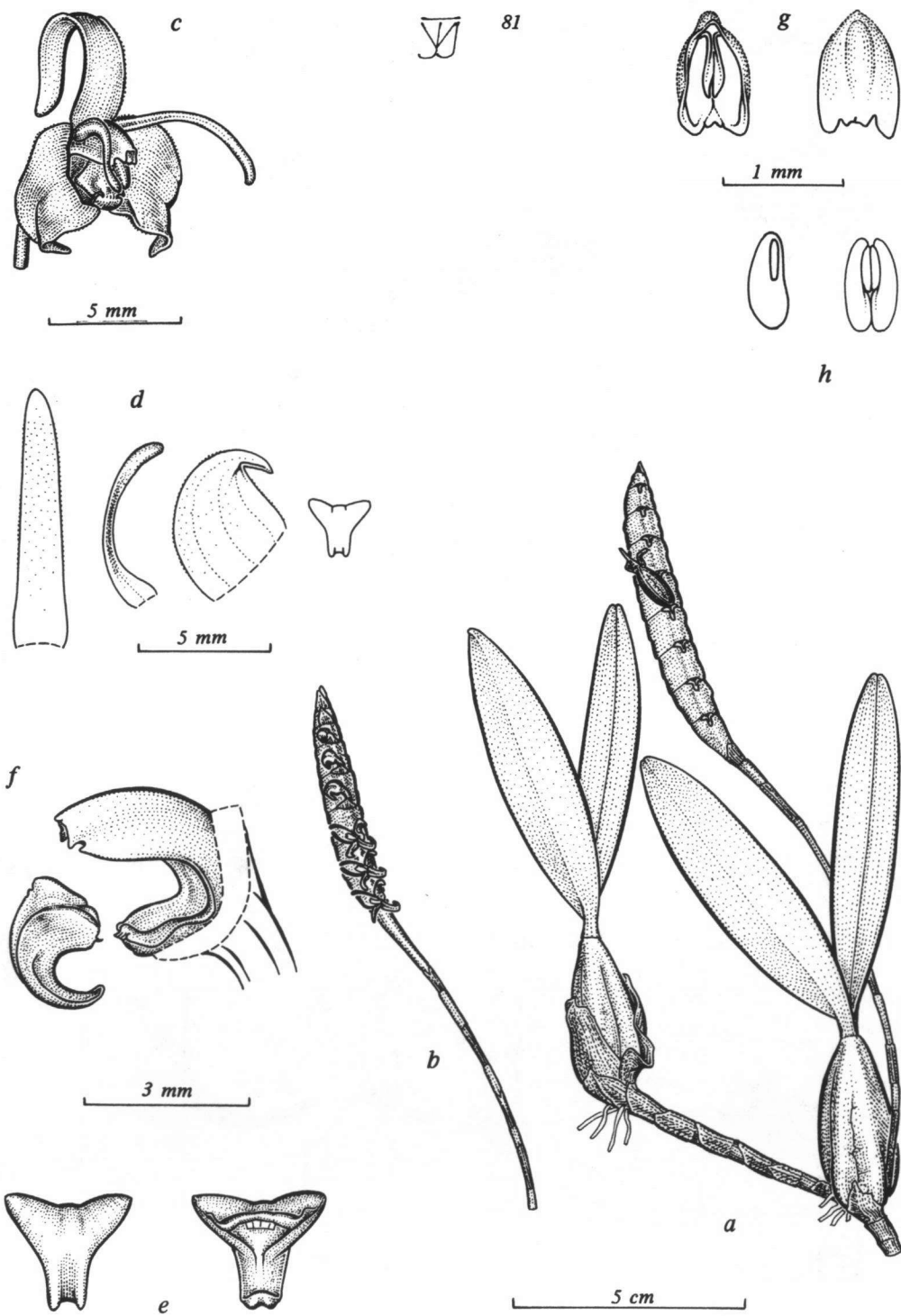


Fig. 63. *Bulbophyllum sandersonii* (Hook. f.) Rchb. f. ssp. *sandersonii*.

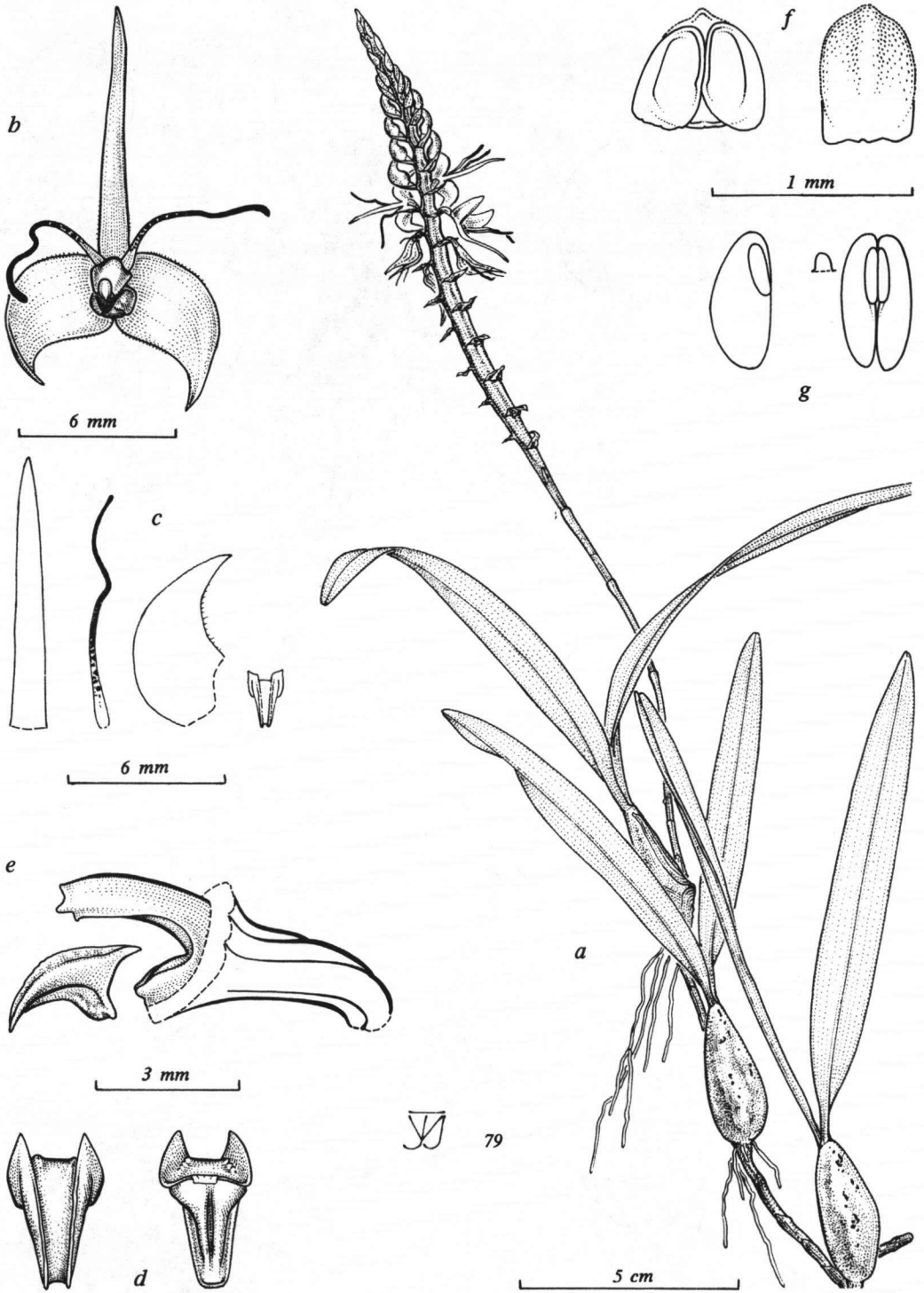


Fig. 64. *Bulbophyllum sandersonii* (Hook. f.) Rchb. f. ssp. *stenopetalum* (Krzl.) J.J. Vermeulen.



 83

Fig. 65. *Bulbophyllum lizae* J.J. Vermeulen.

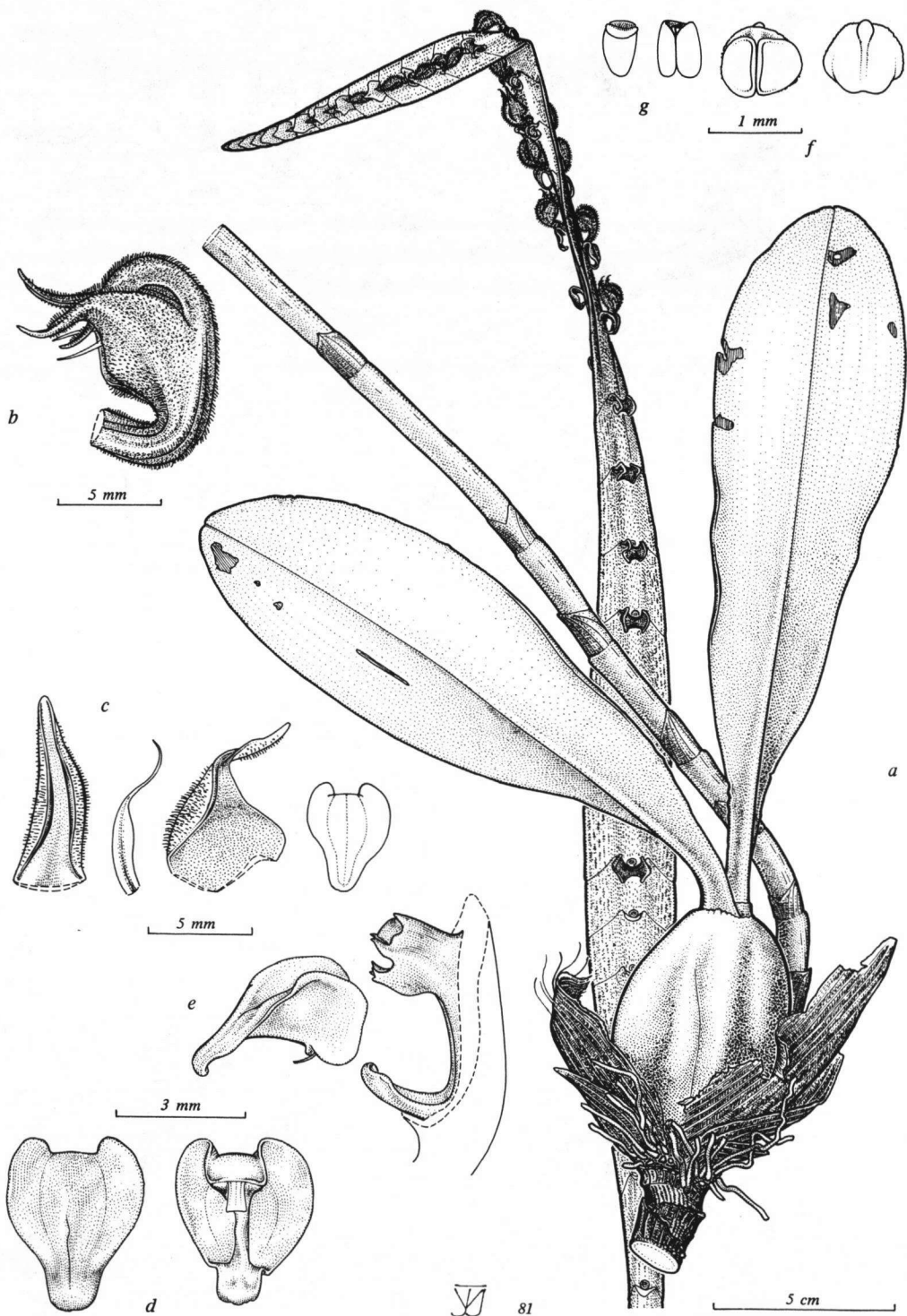


Fig. 66. *Bulbophyllum purpureorhachis* (De Wild.) Schltr.

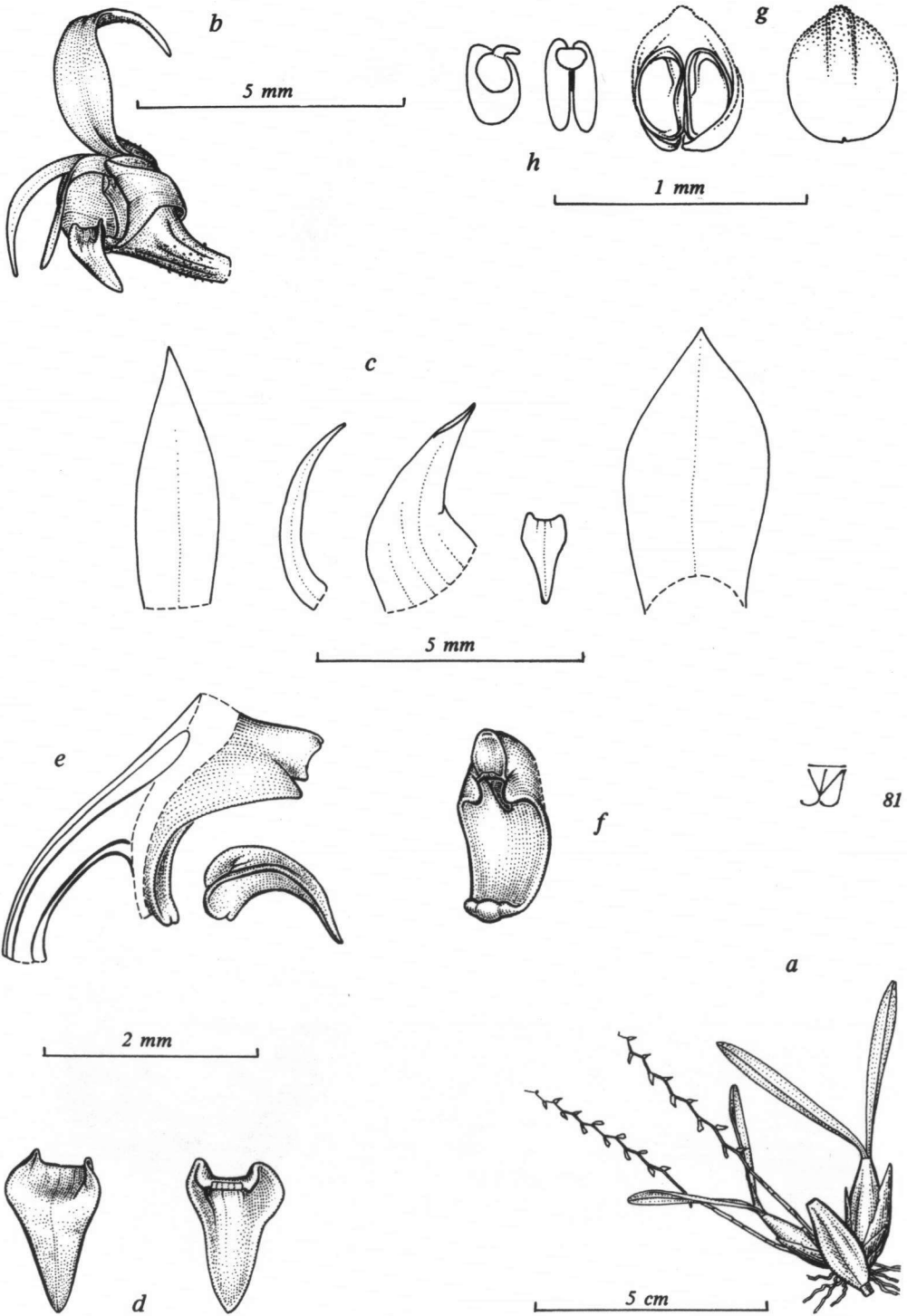


Fig. 67. *Bulbophyllum falcipetalum* Lindl.

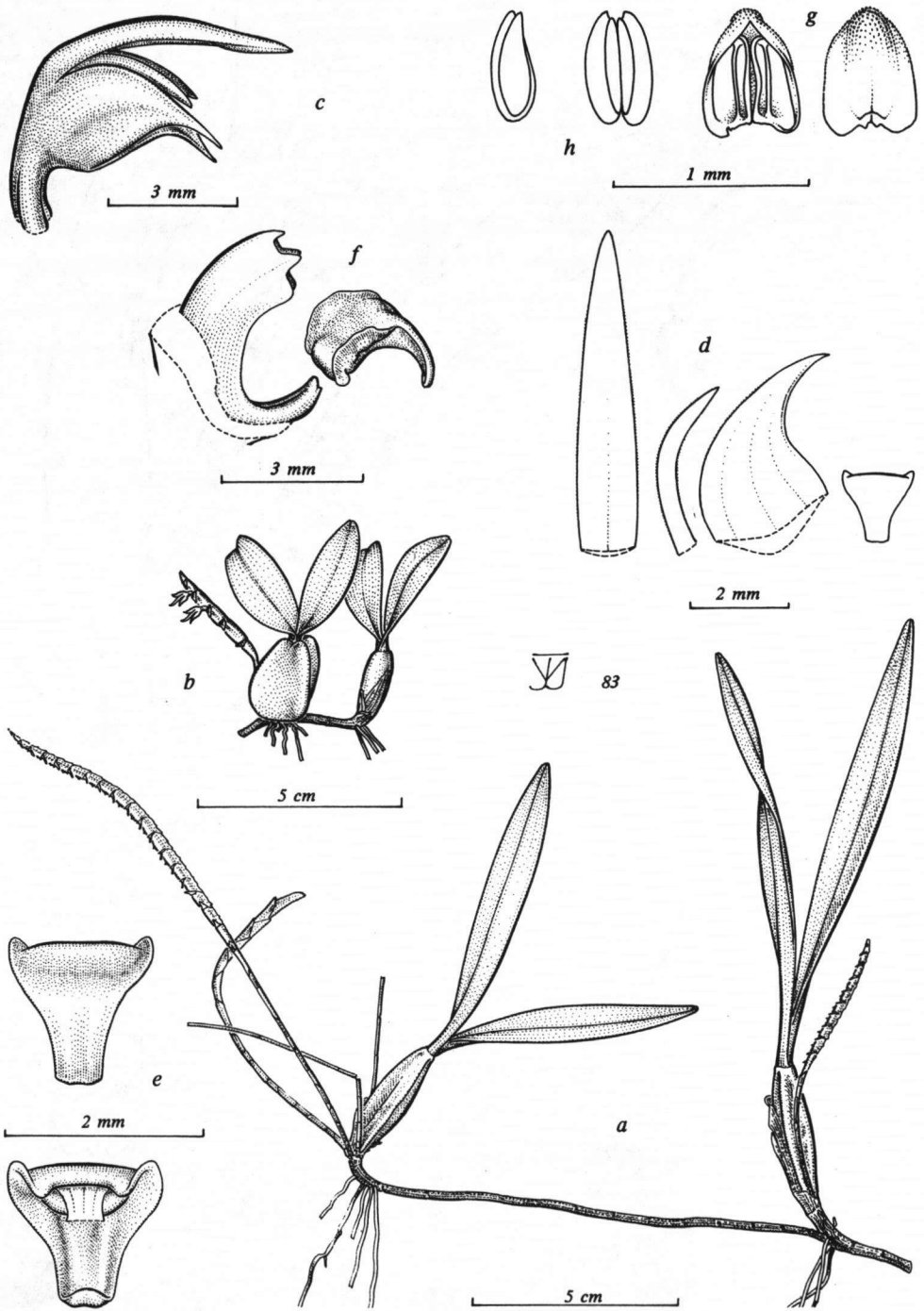


Fig. 68. *Bulbophyllum scaberulum* (Rolfe) Bolus var. *scaberulum*, entity a. (f), entity b. (a), entity c. (b-e, g, h).



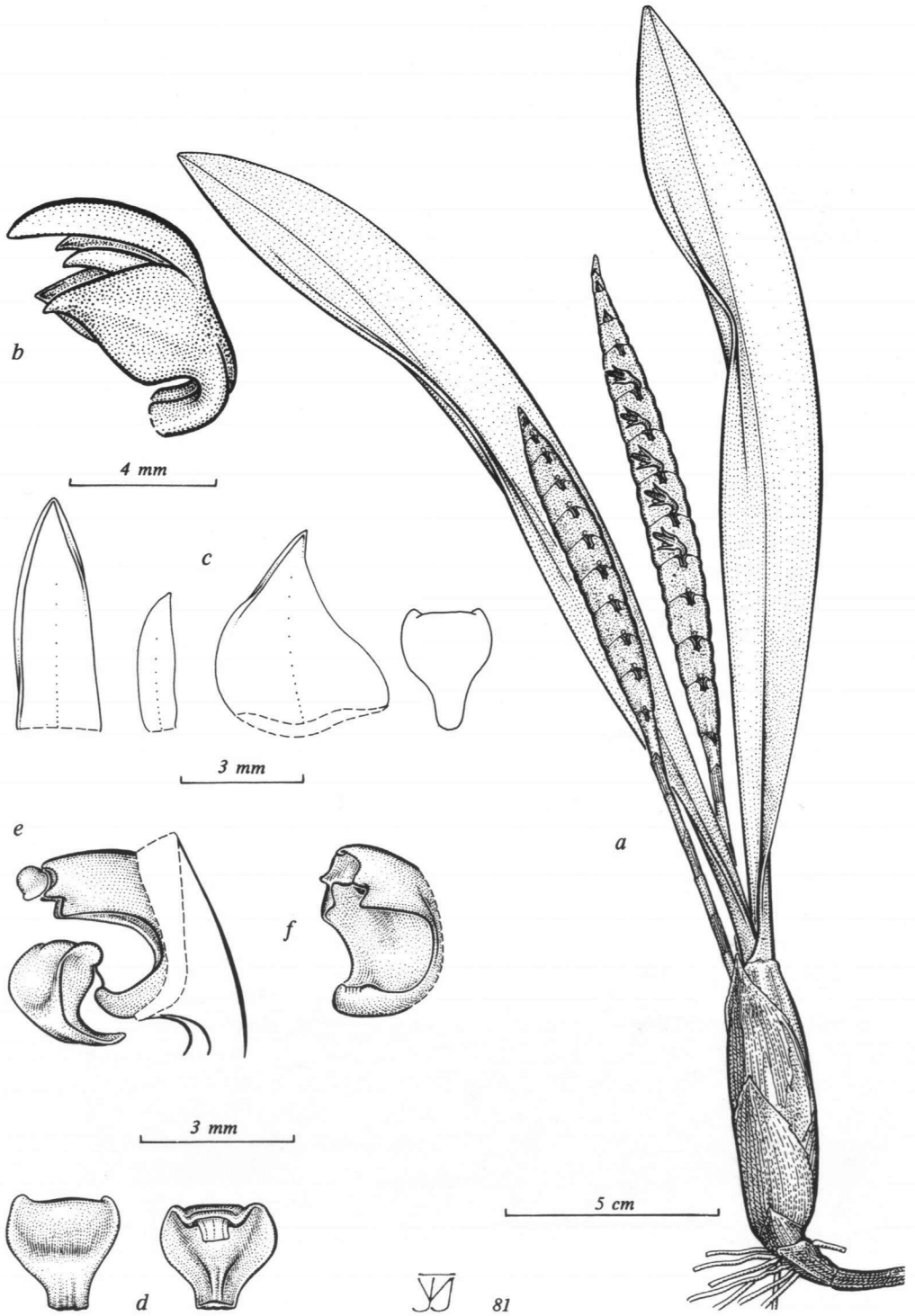


Fig. 69. *Bulbophyllum scaberulum* (Rolfe) Bolus var. *fuerstenbergianum* (De Wild.) J.J. Vermeulen.

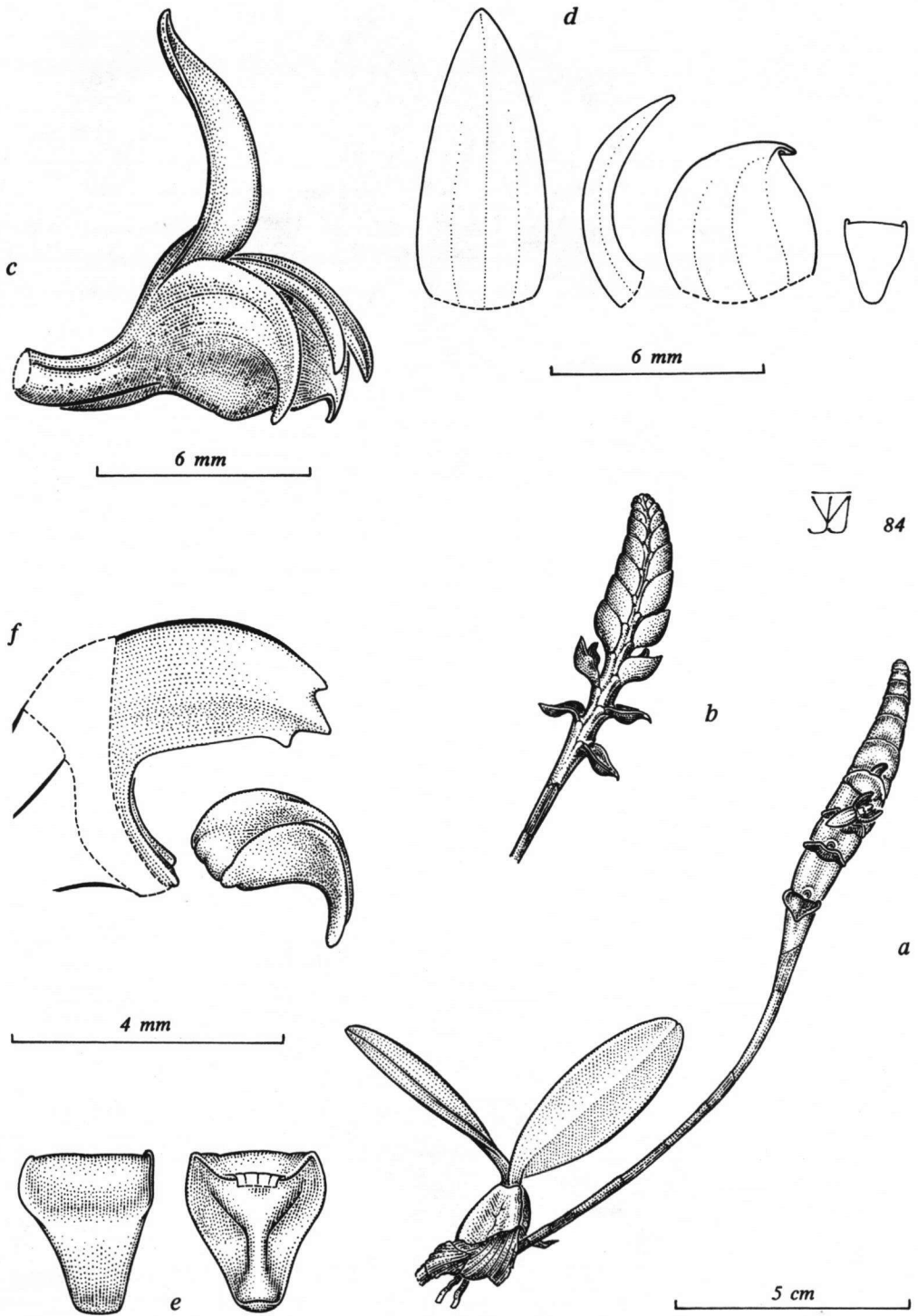


Fig. 70. *Bulbophyllum scaberulum* (Rolfe) Bolus var. *crotalicaudatum* J.J. Vermeulen.

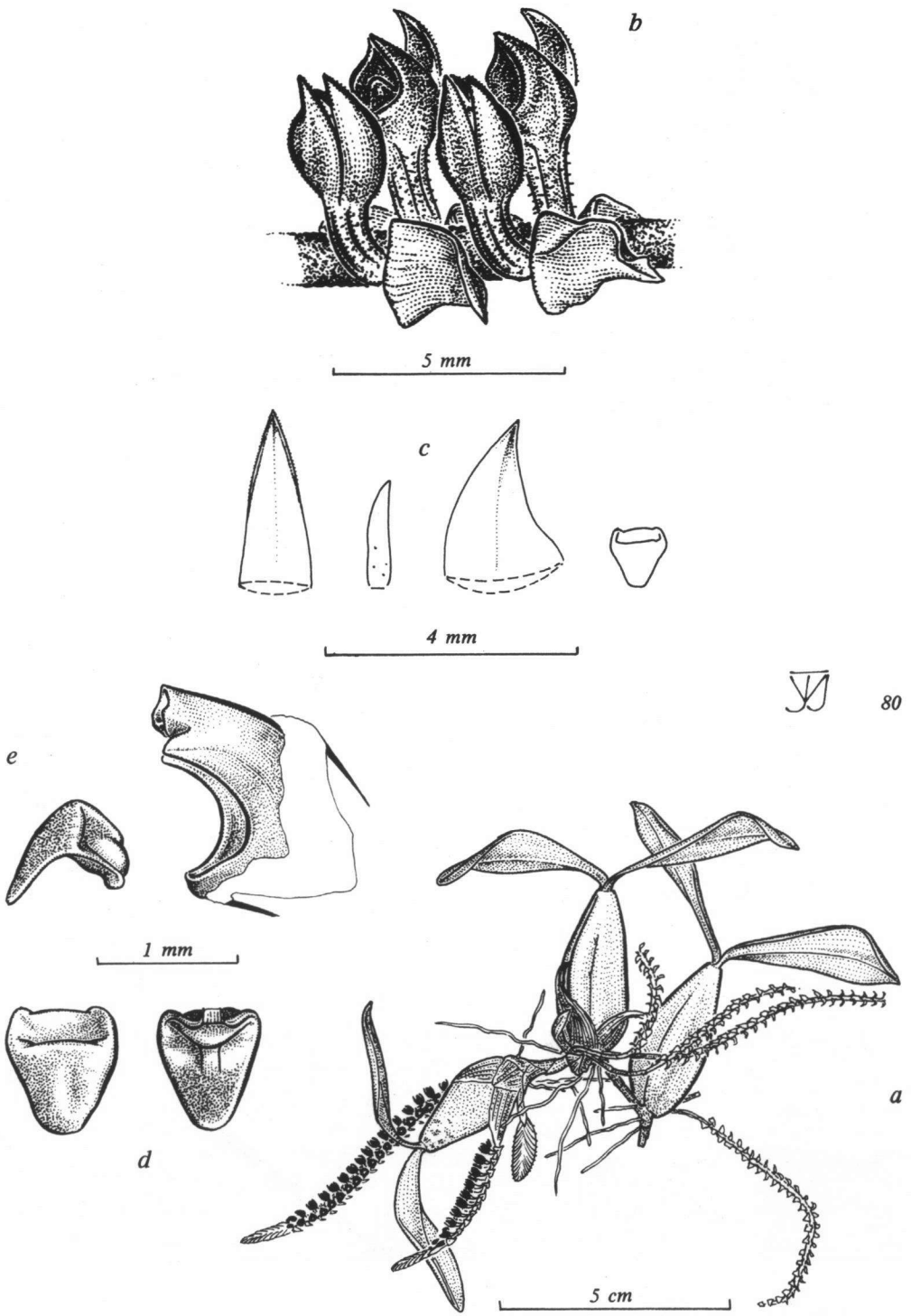


Fig. 71. *Bulbophyllum resupinatum* Ridl. var. *resupinatum*.

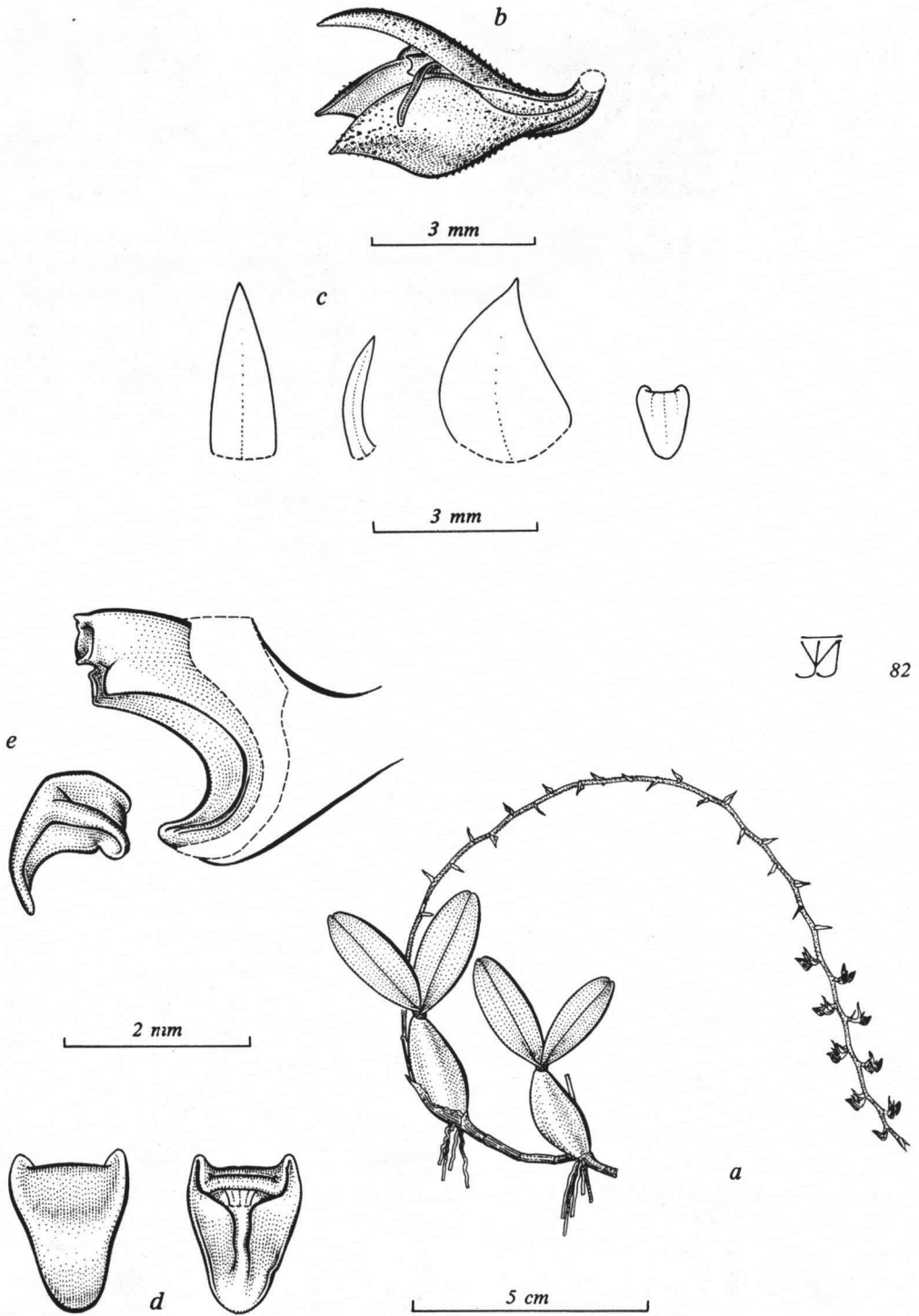


Fig. 72. *Bulbophyllum resupinatum* Ridl. var. *filiforme* (Krzl.) J.J. Vermeulen, entity a.

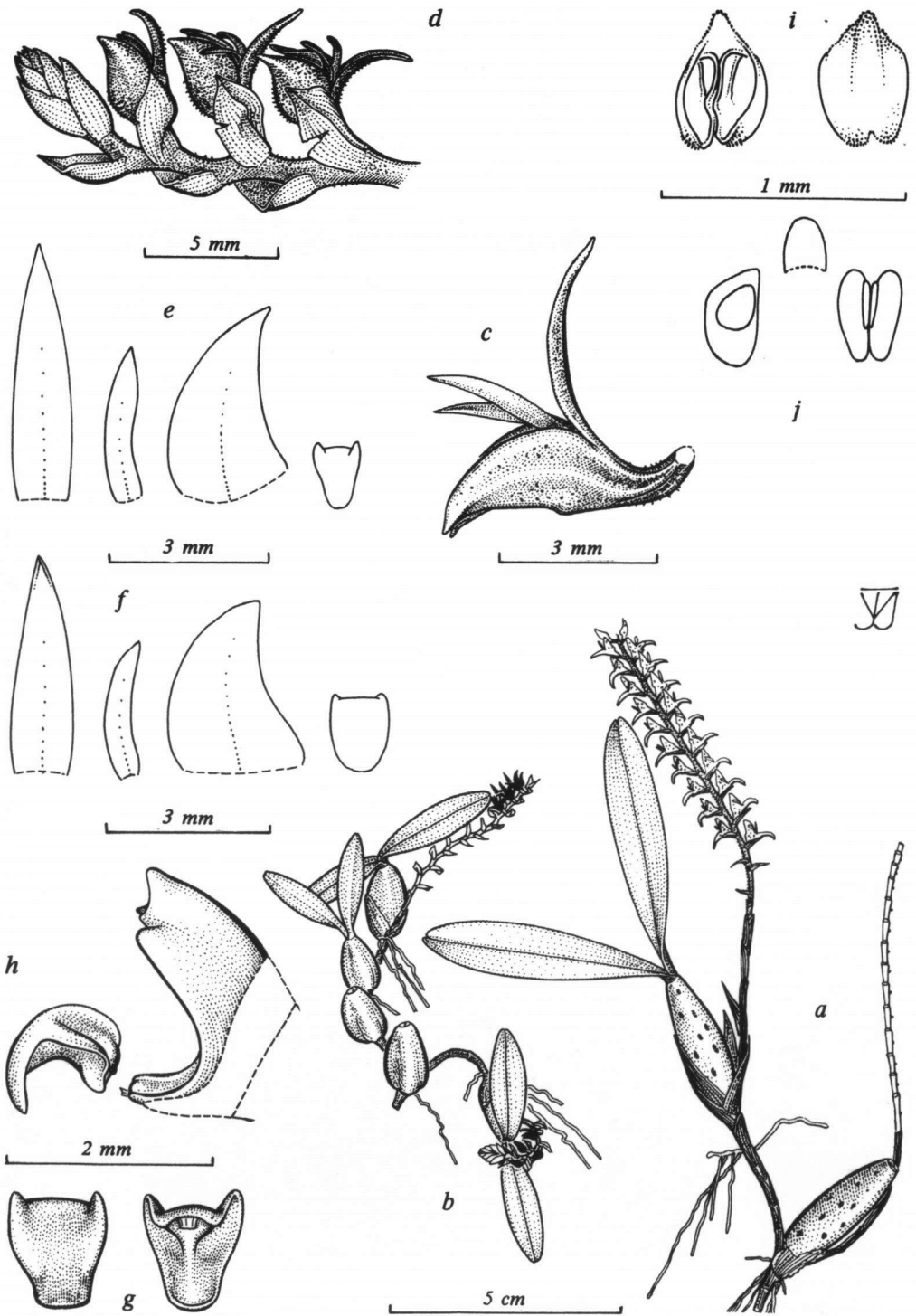


Fig. 73. *Bulbophyllum resupinatum* Ridl. var. *filiforme* (Krzl.) J.J. Vermeulen, entity b.

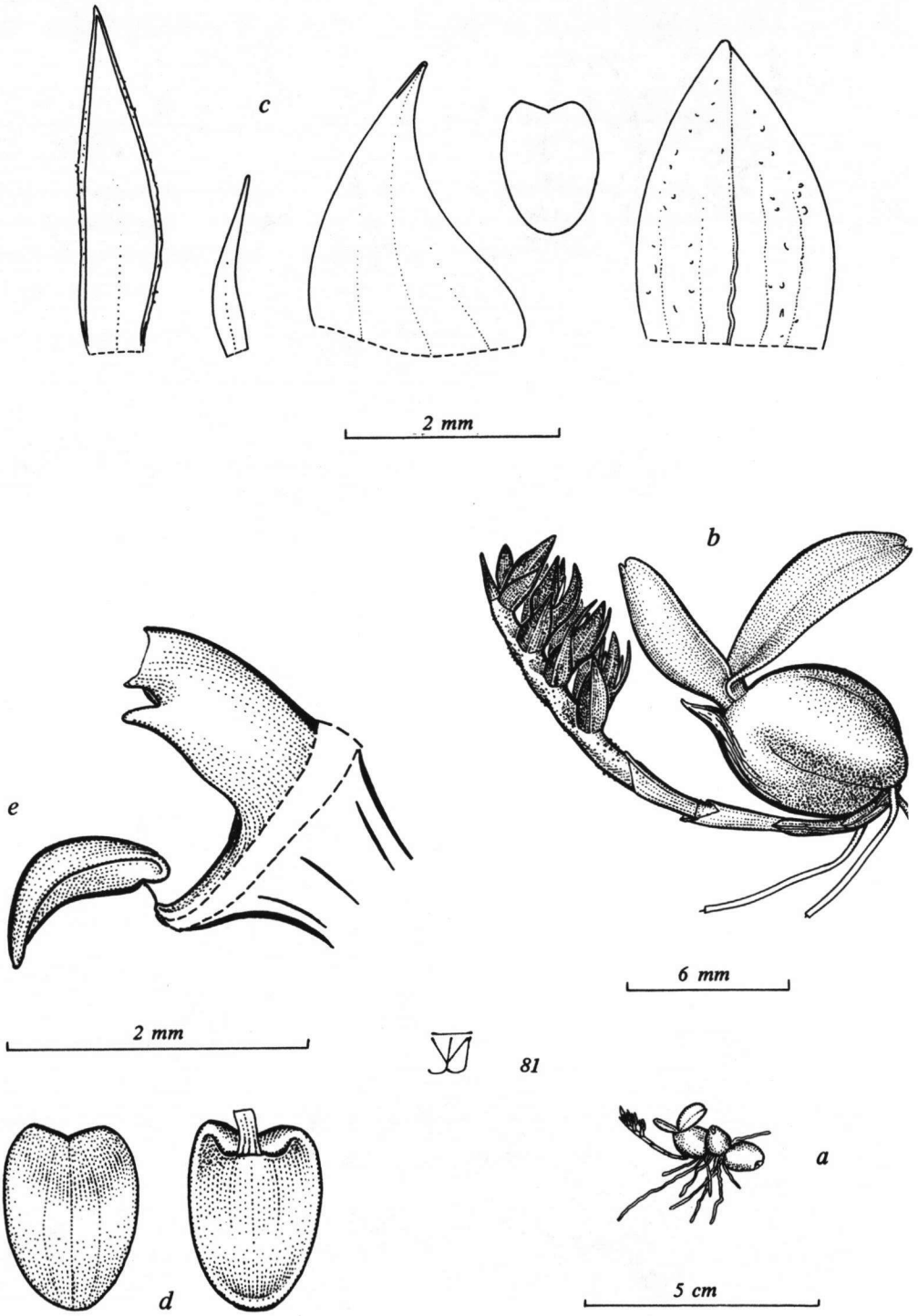


Fig. 74. *Bulbophyllum parvum* Summerh.

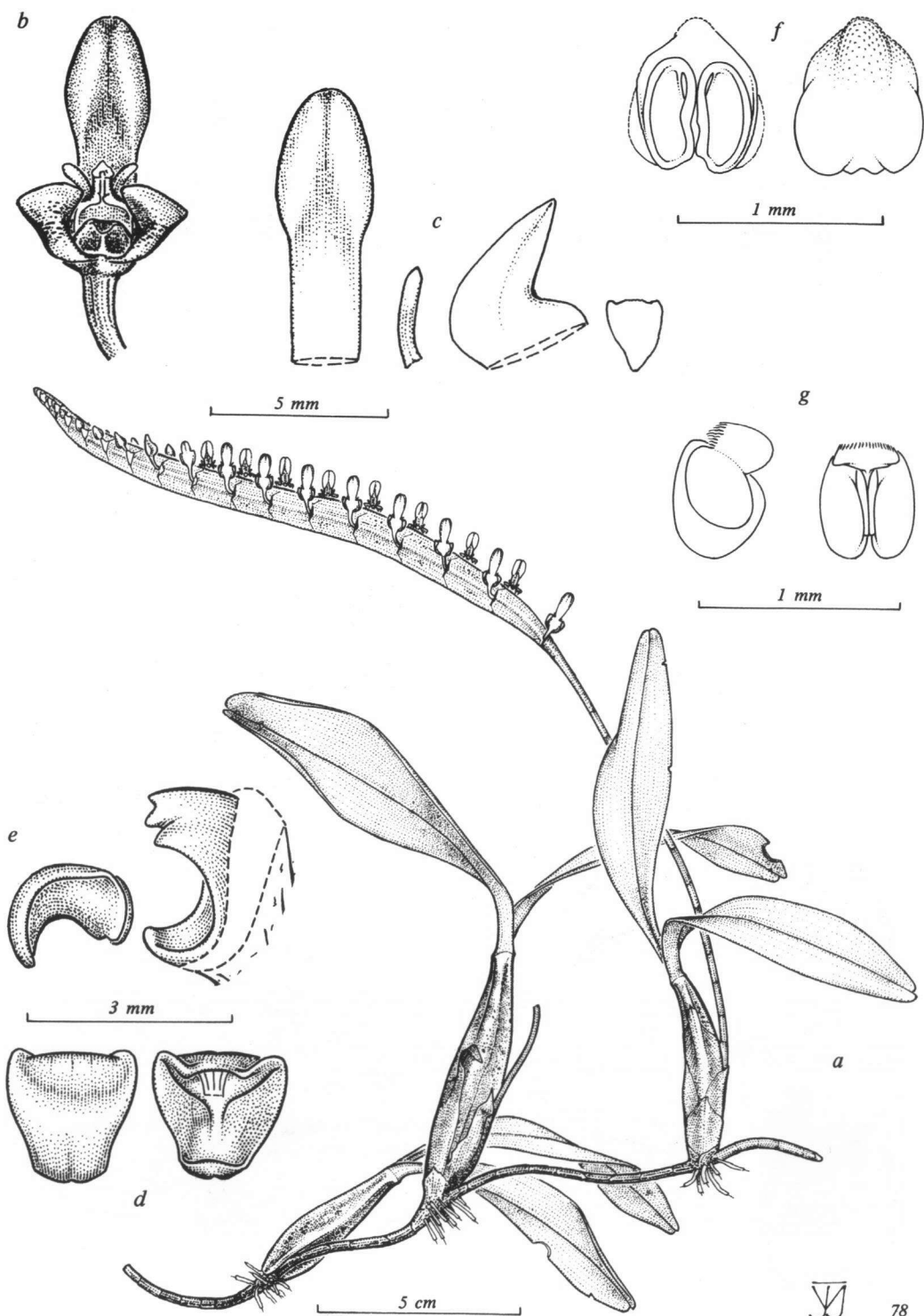


Fig. 75. *Bulbophyllum falcatum* (Lindl.) Rchb. f. var. *falcatum*.

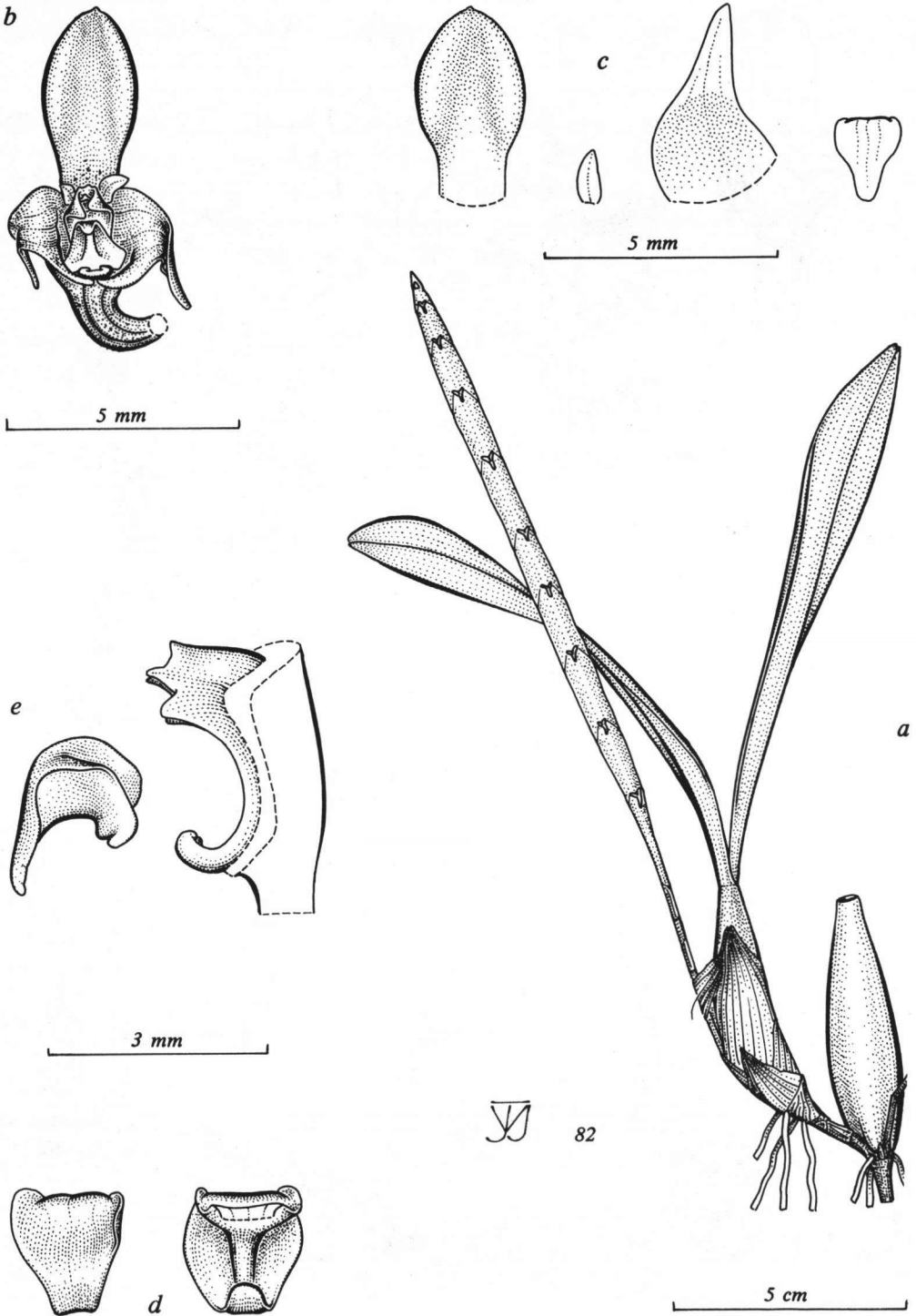


Fig. 76. *Bulbophyllum falcatum* (Lindl.) Rchb. f. var. *bufo* (Lindl.) J.J. Vermeulen.



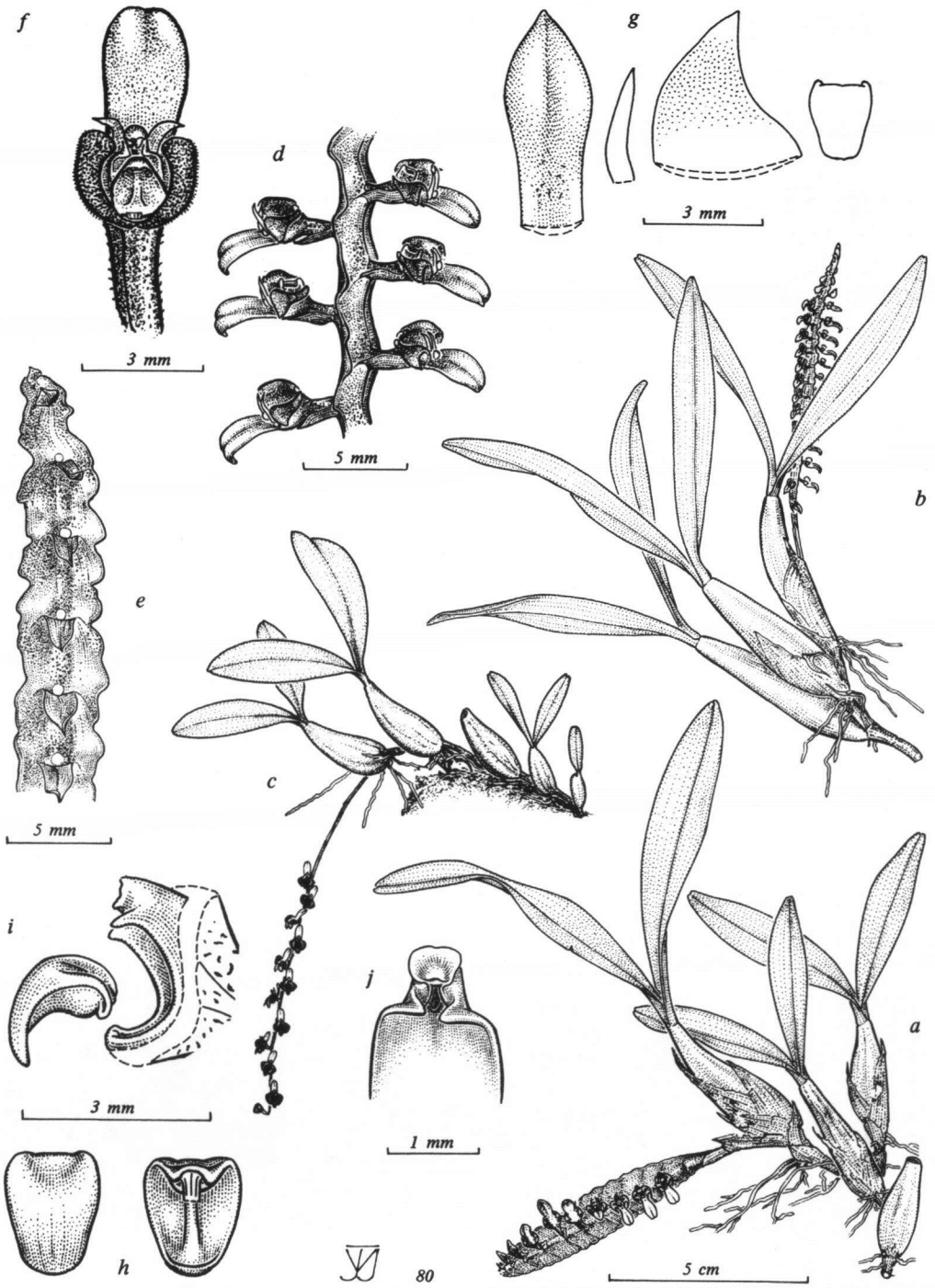


Fig. 77. *Bulbophyllum falcatum* (Lindl.) Rchb. f. var. *velutinum* (Lindl.) J.J. Vermeulen, entity a. (a, c, f-j), entity b. (b, d, e).

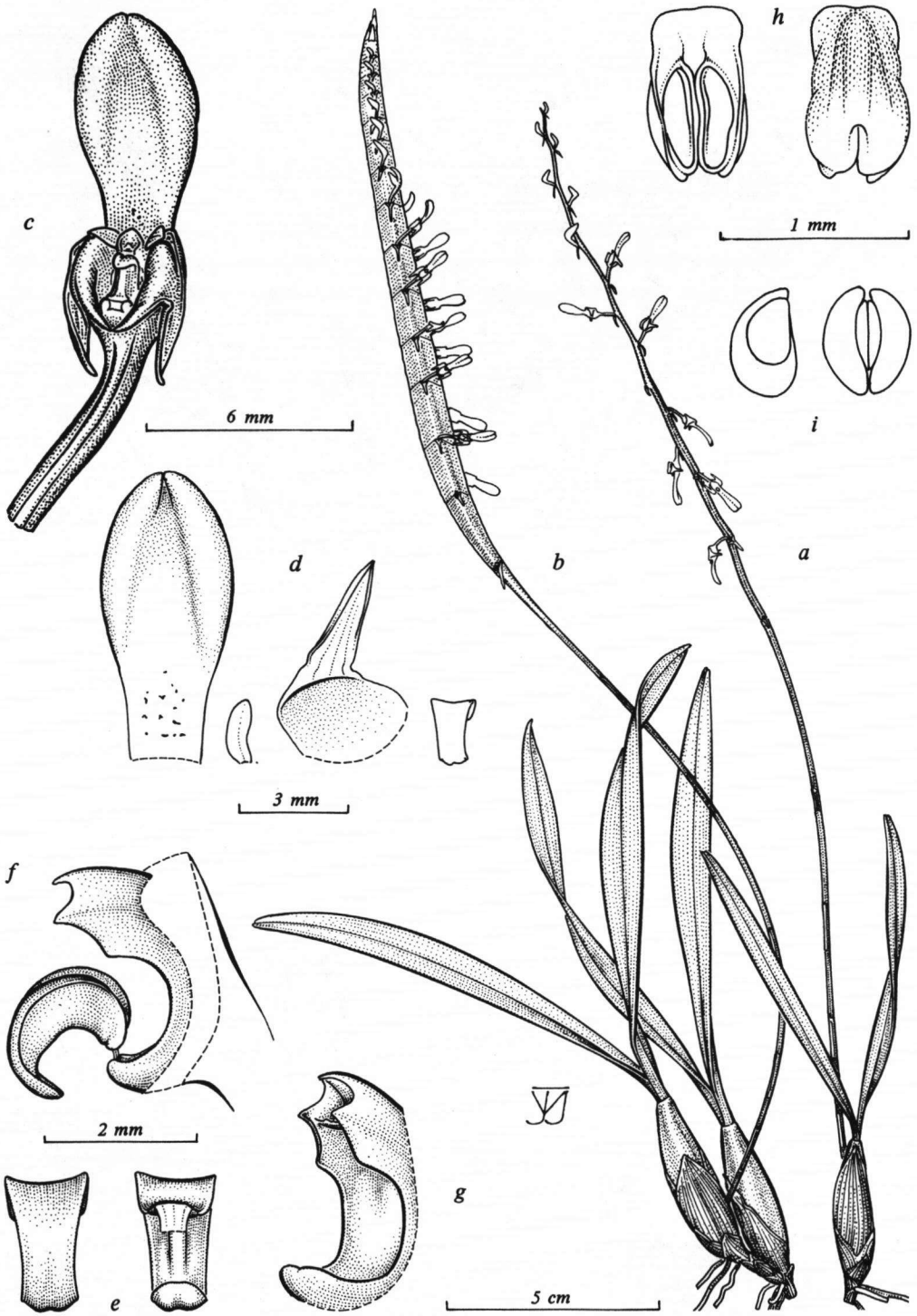


Fig. 78. *Bulbophyllum calyptratum* Krzl. *calyptratum*.

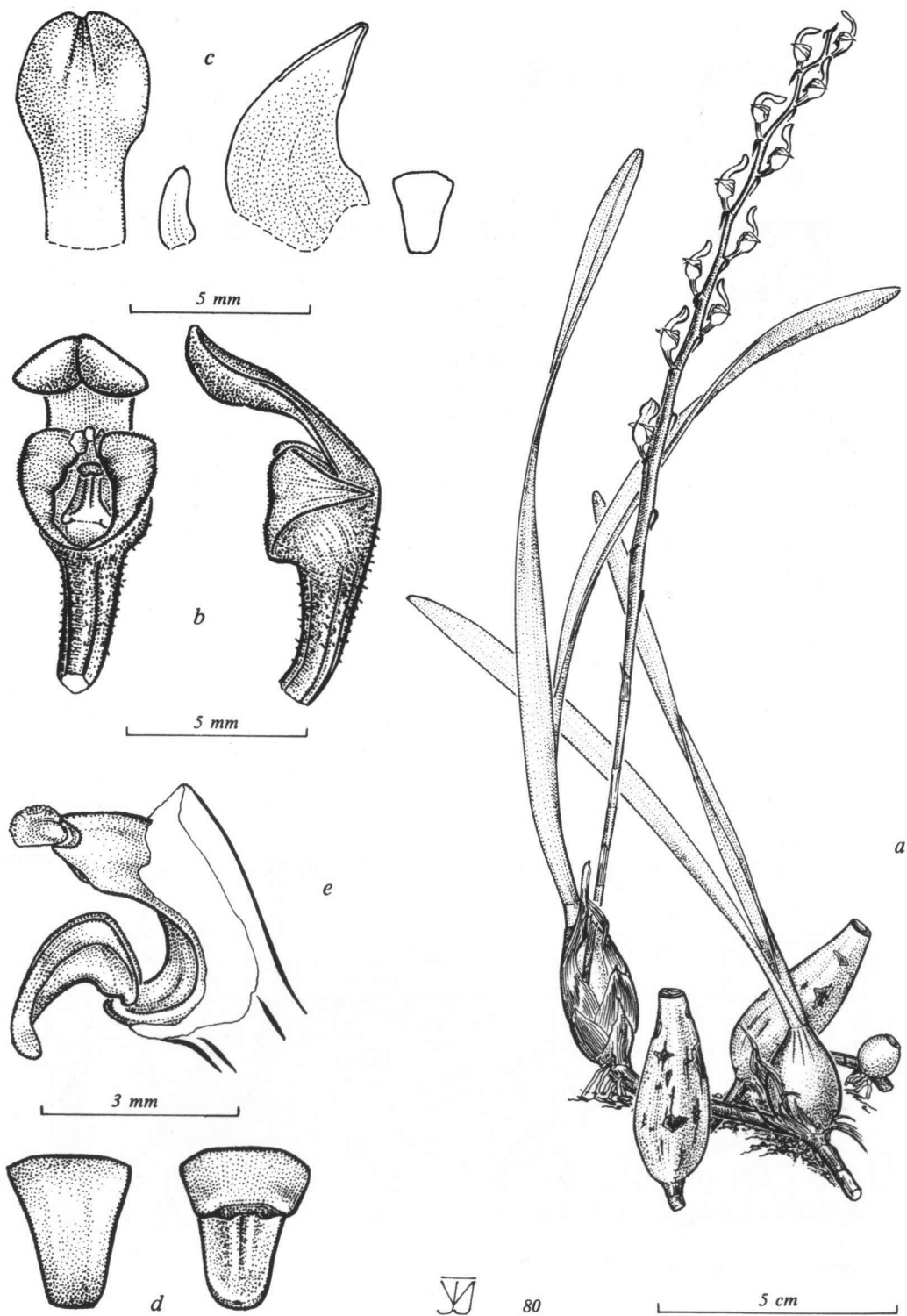


Fig. 79. *Bulbophyllum calyptratum* Krzl. var. *graminifolium* (Summerh.) J.J. Vermeulen.

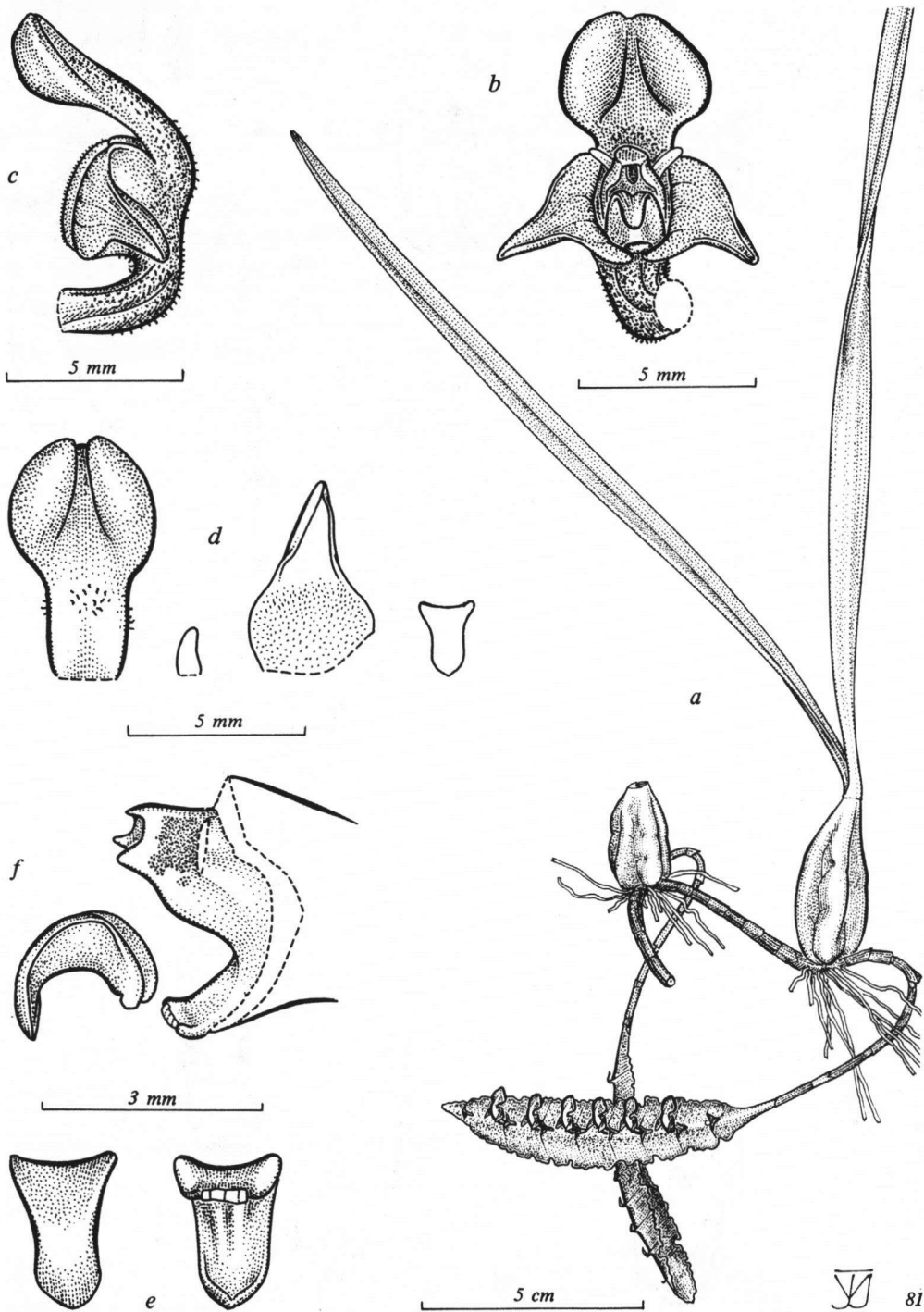


Fig. 80. *Bulbophyllum calyptratum* Krzl. var. *lucifugum* (Summerh.) J.J. Vermeulen.

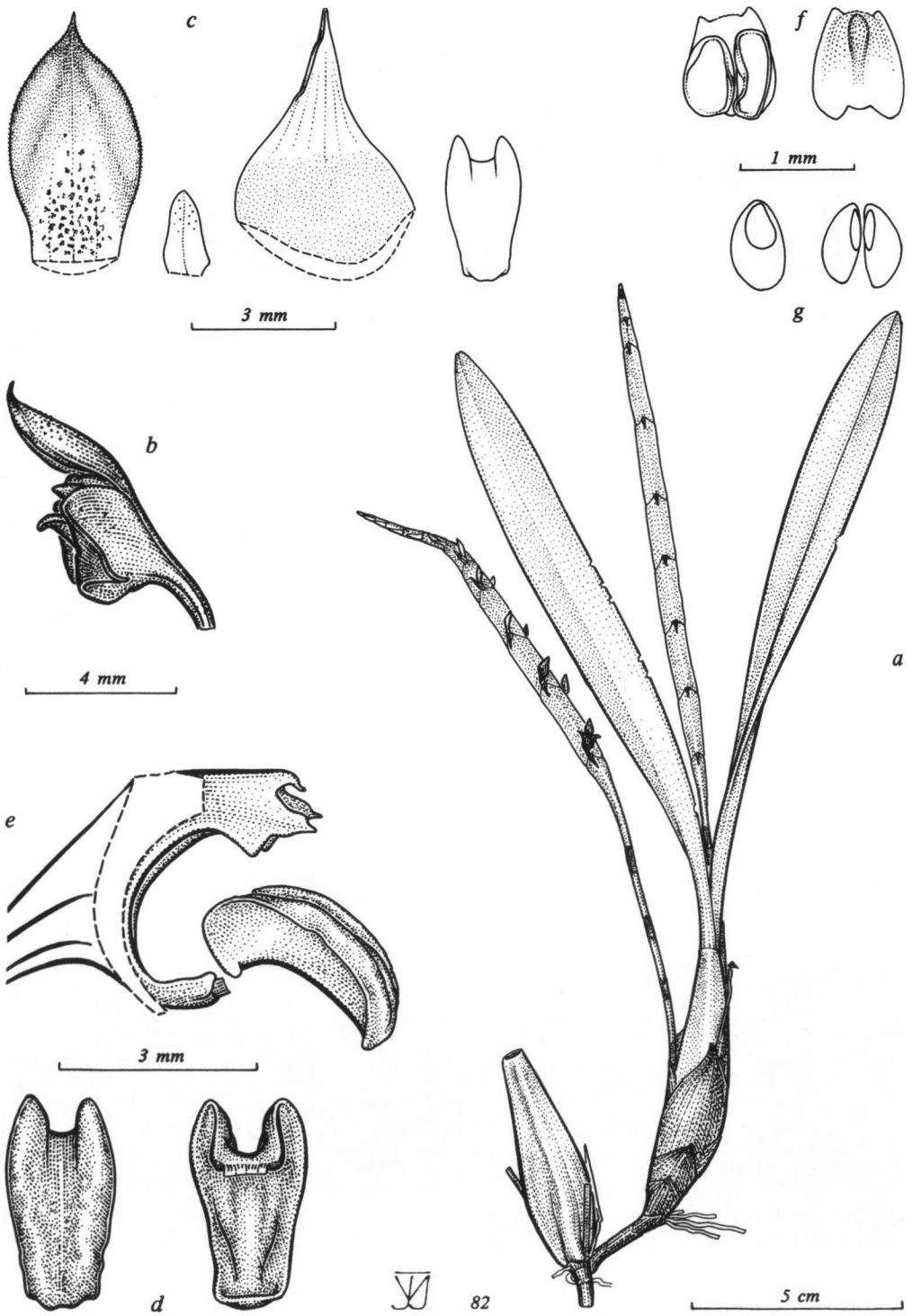


Fig. 81. *Bulbophyllum carnosilabium* Summerh.

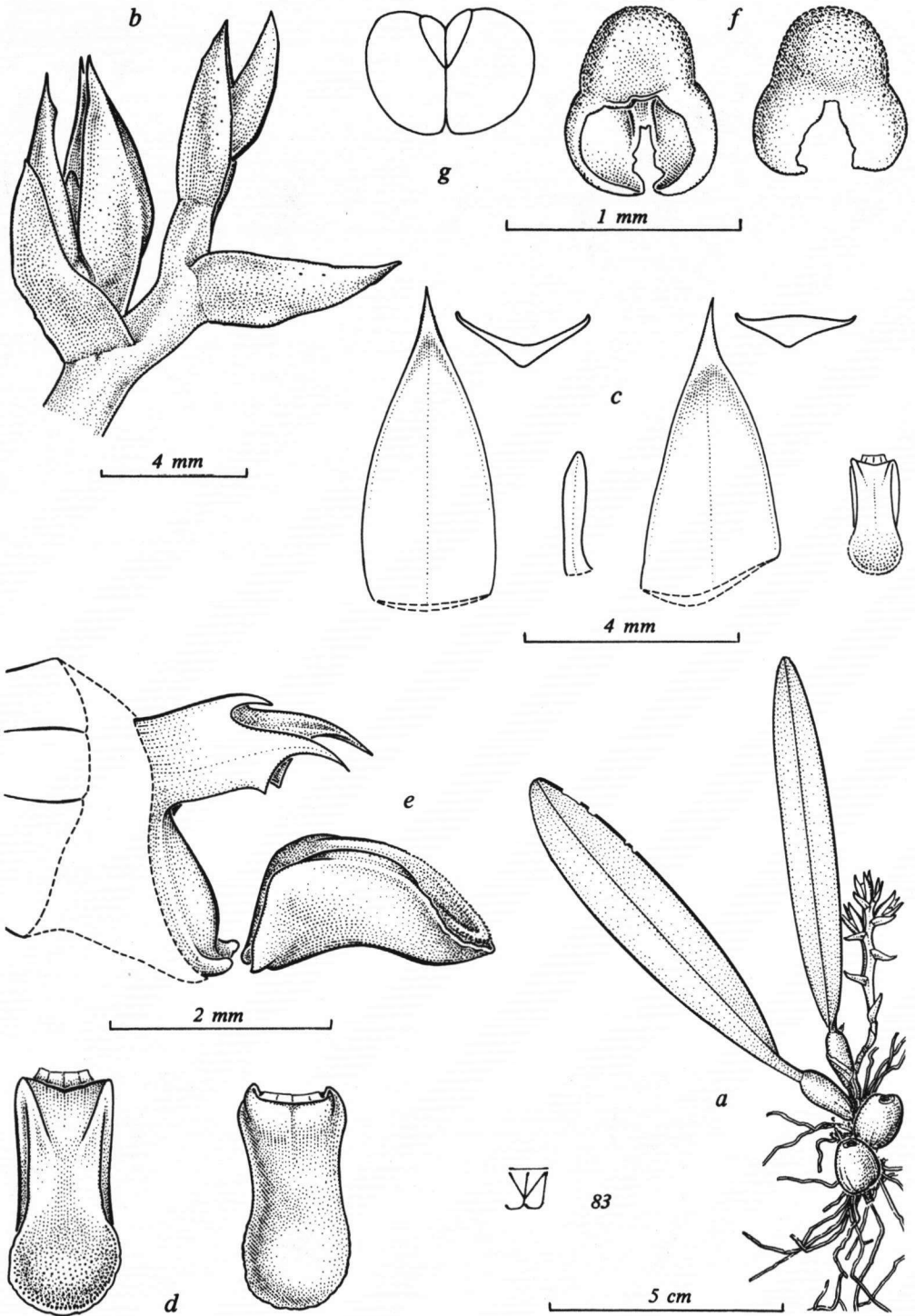


Fig. 82. *Bulbophyllum carnosiseptatum* J.J. Vermeulen.

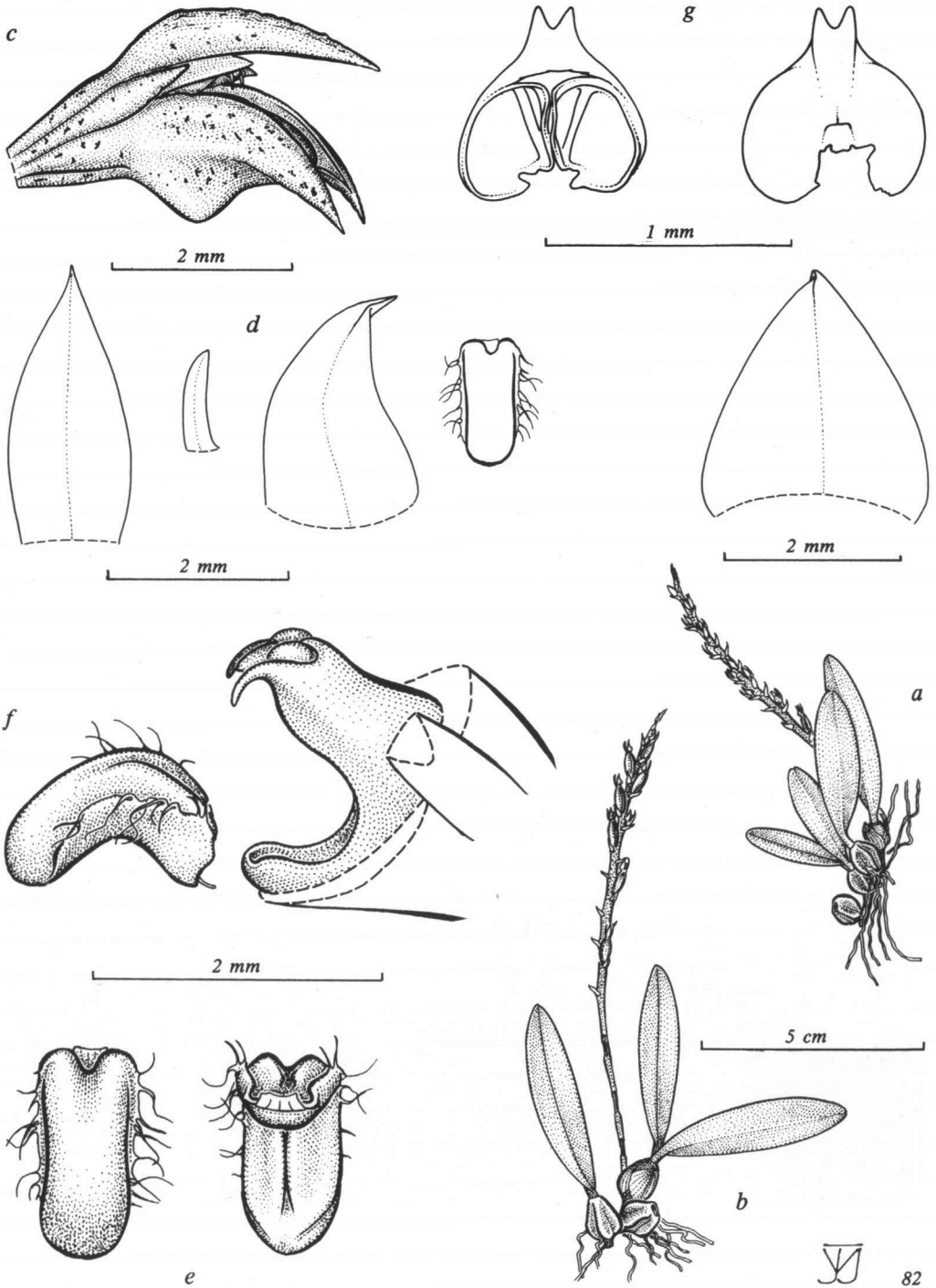


Fig. 83. *Bulbophyllum ballii* Cribb.




Fig. 84. *Bulbophyllum elliotii* Rolfe.



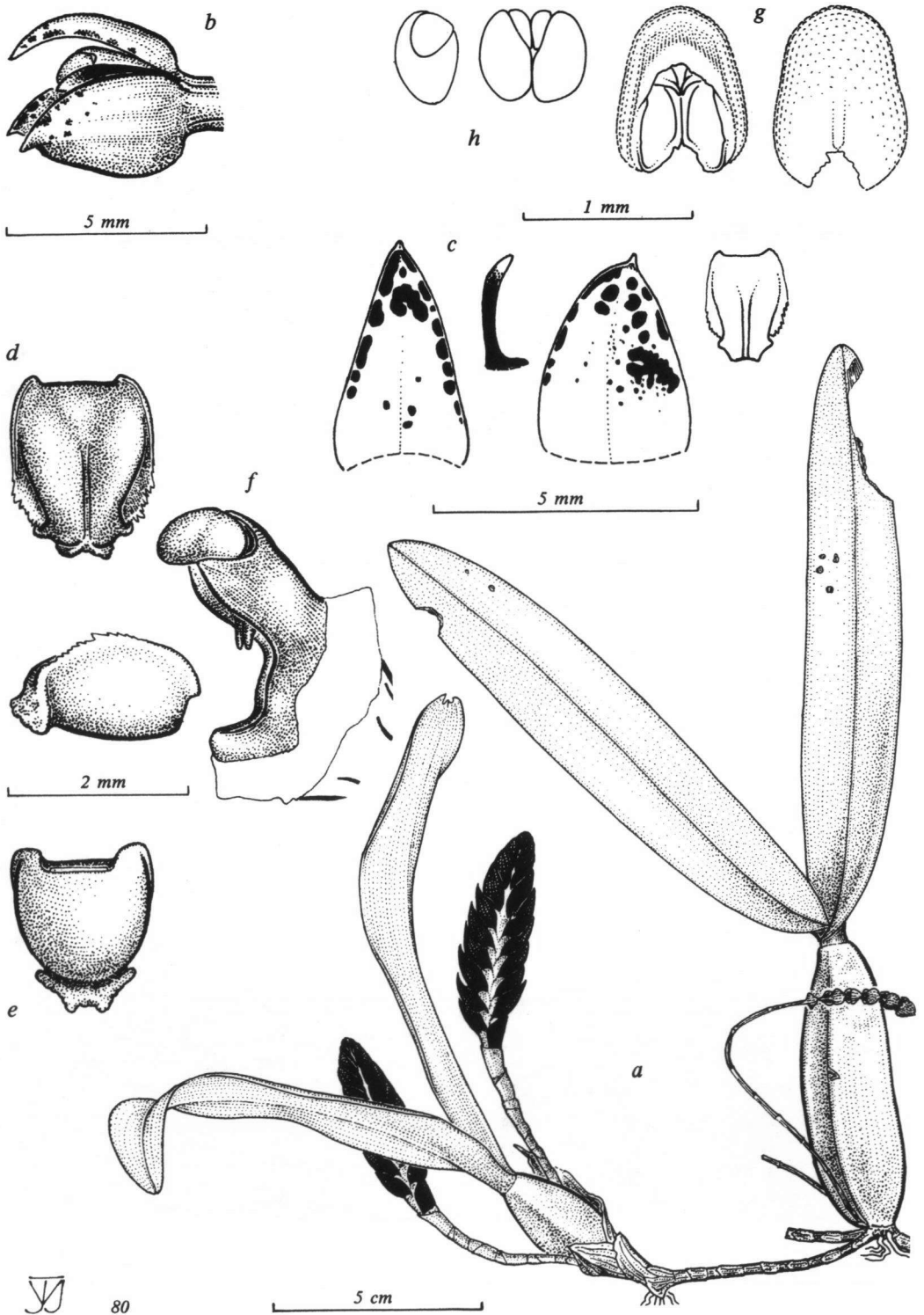


Fig. 85. *Bulbophyllum porphyrostachys* Summerh.

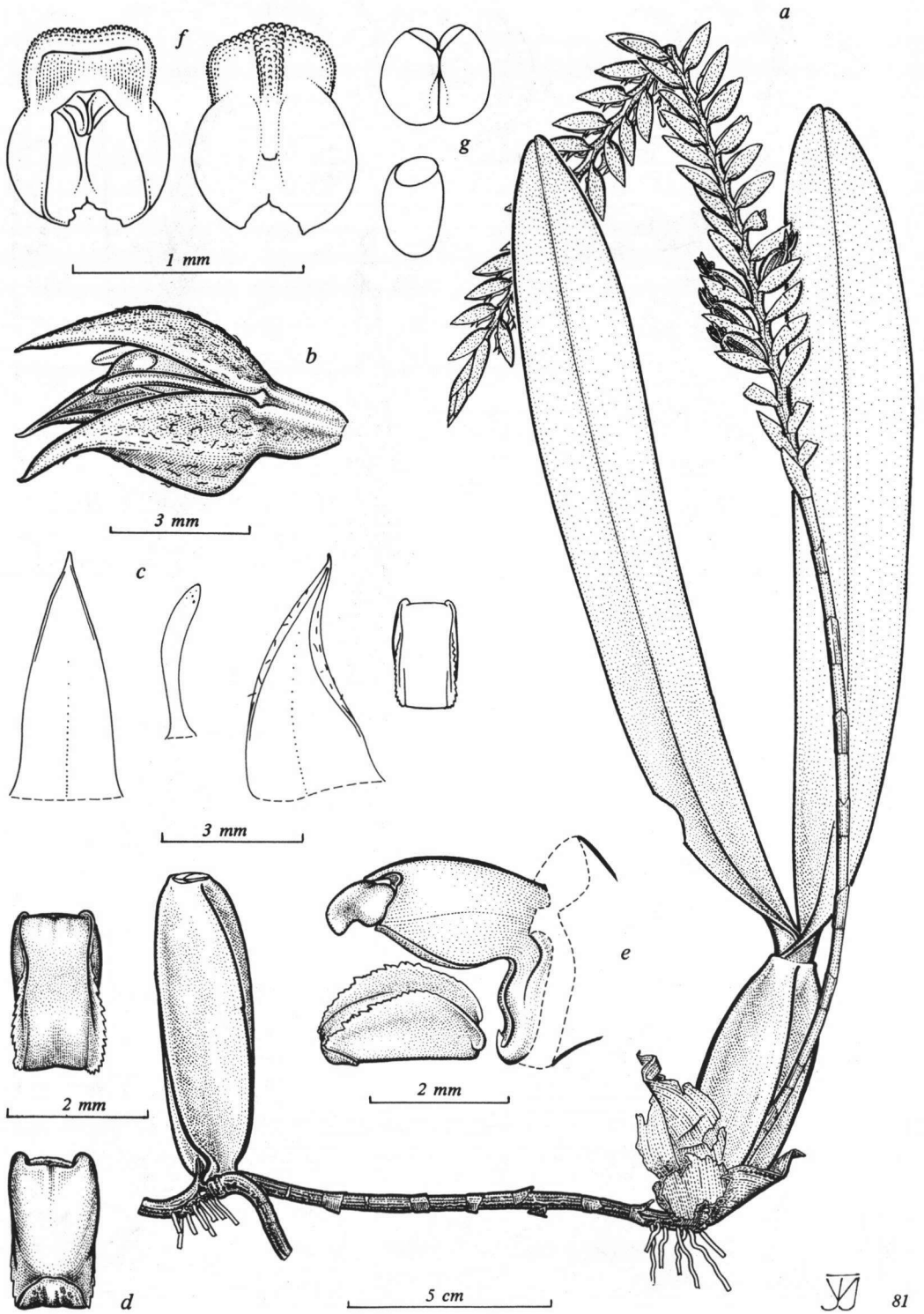


Fig. 86. *Bulbophyllum lupulinum* Lindl.

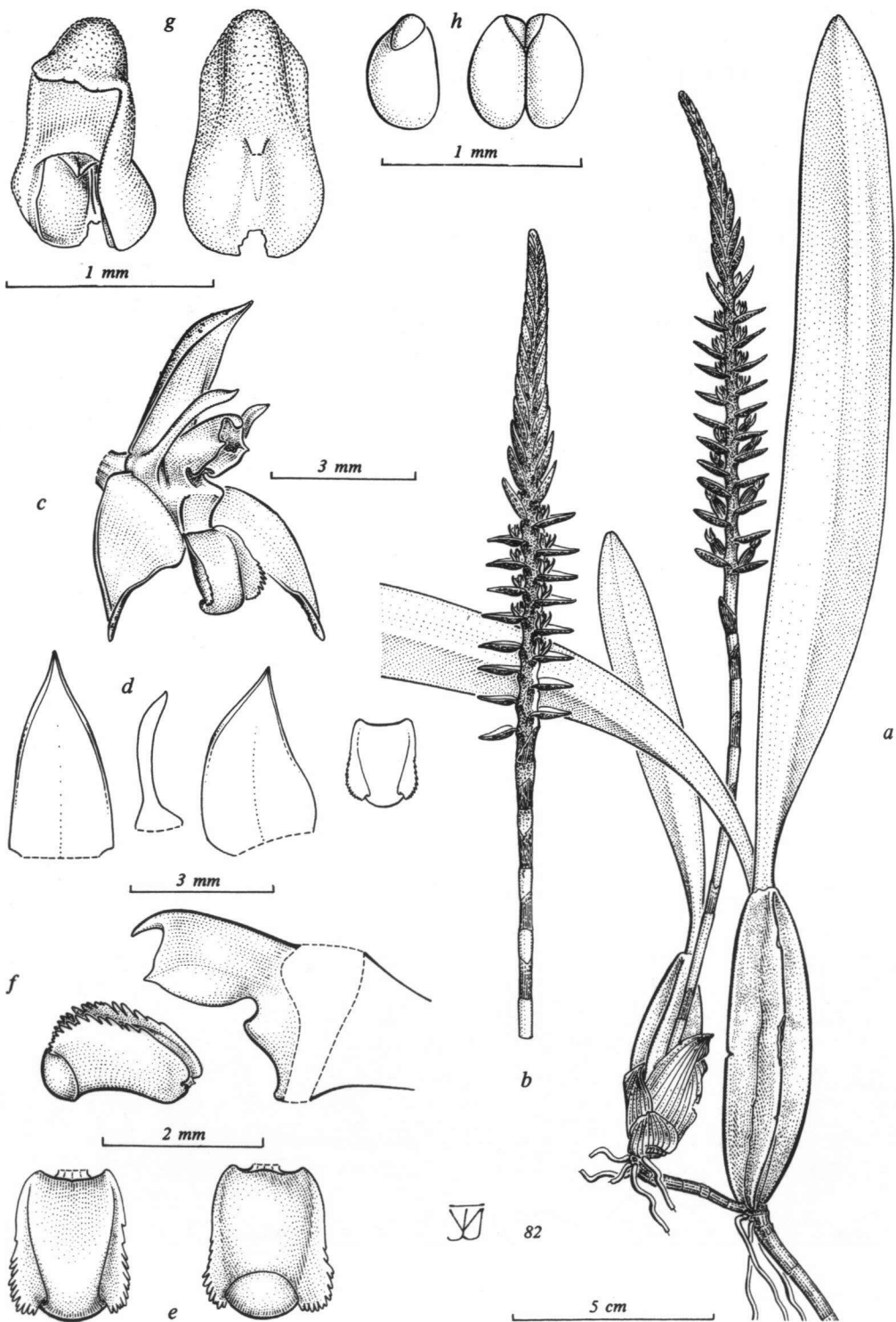


Fig. 87. *Bulbophyllum tetragonum* Lindl.

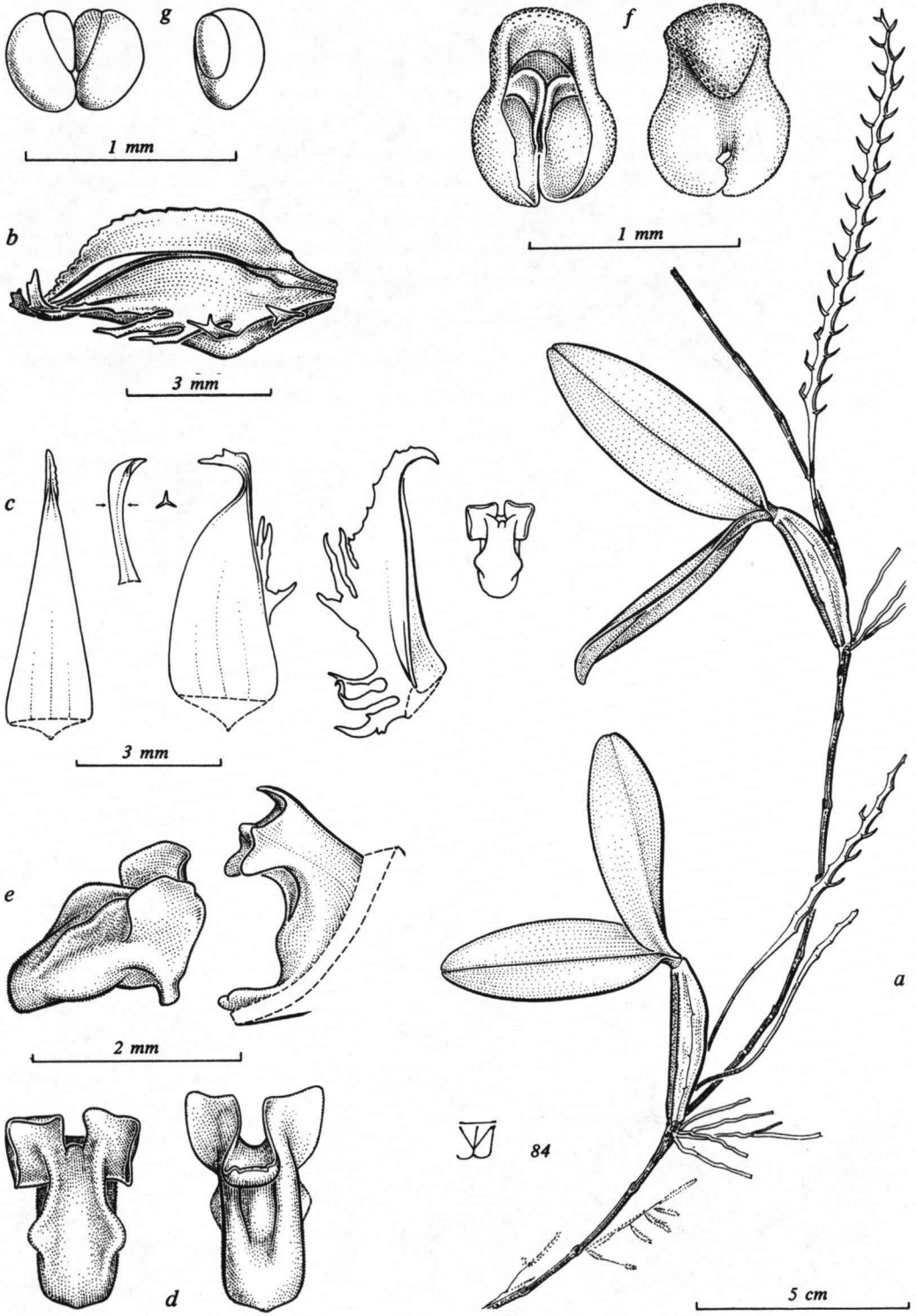


Fig. 88. *Bulbophyllum horridulum* J.J. Vermeulen.

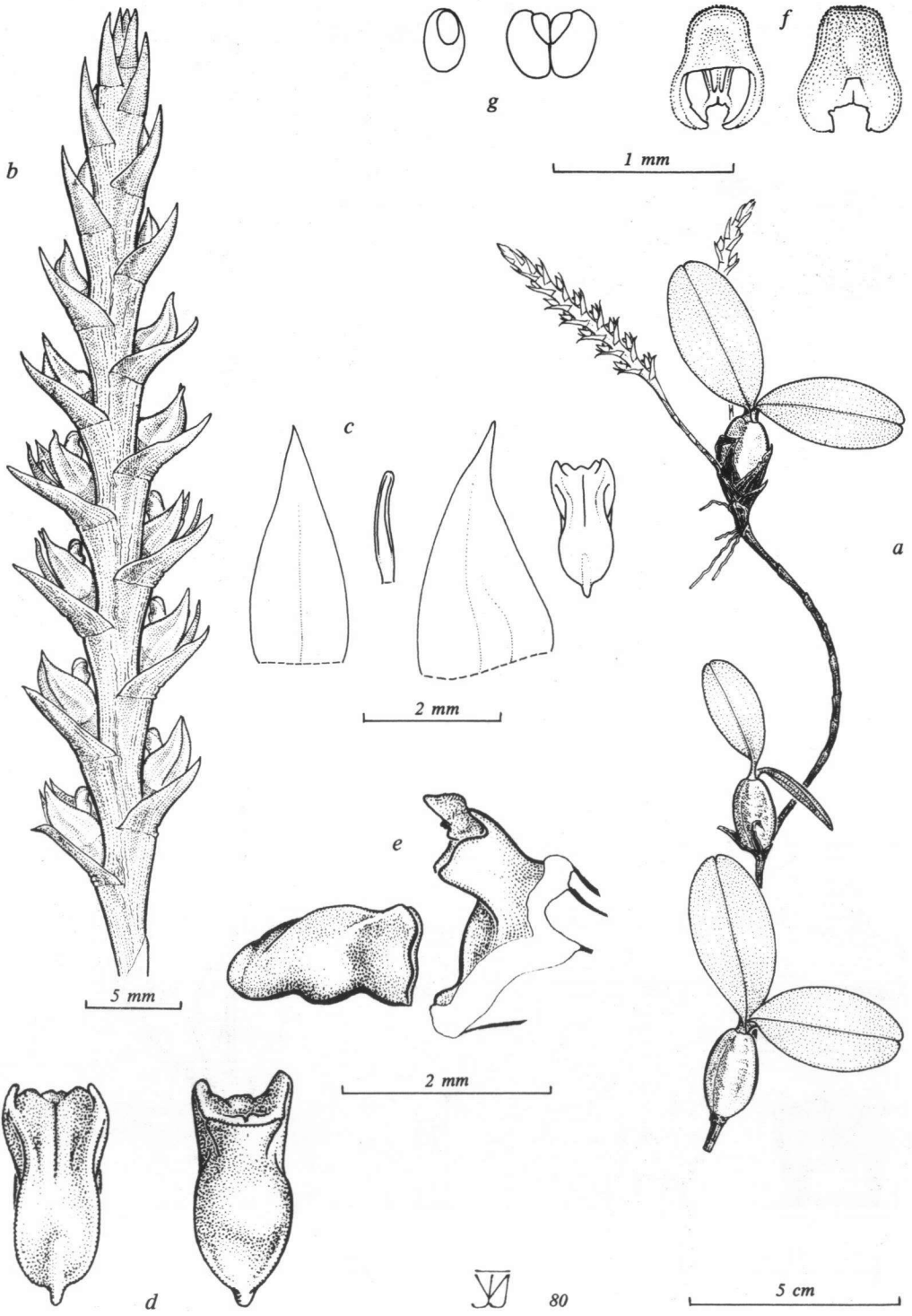


Fig. 89. *Bulbophyllum acutebracteatum* De Wild. var. *acutebracteatum*.

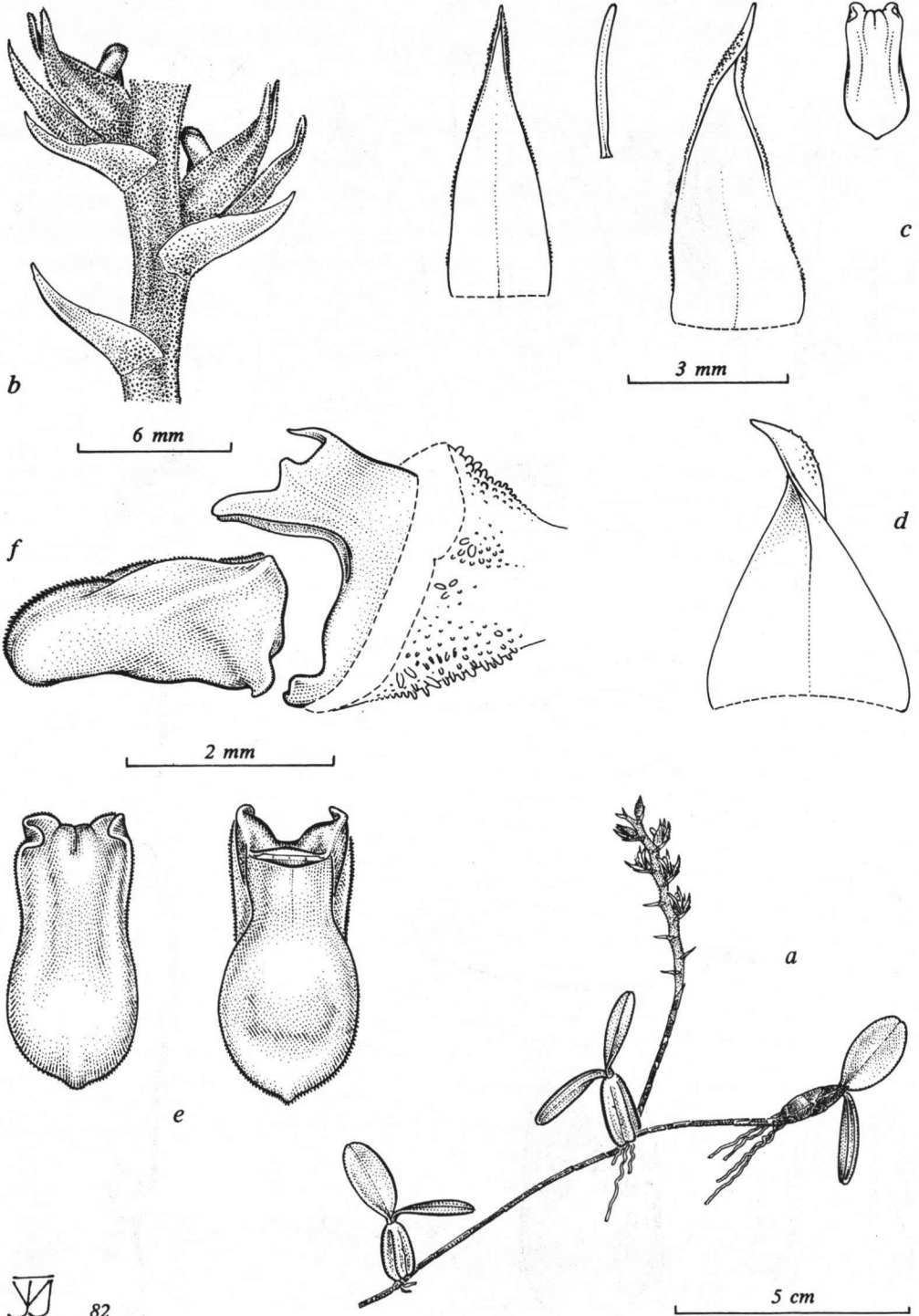


Fig. 90. *Bulbophyllum acutibracteatum* De Wild. var. *rubrobrunneopapillosum* (De Wild.) J.J. Vermeulen.

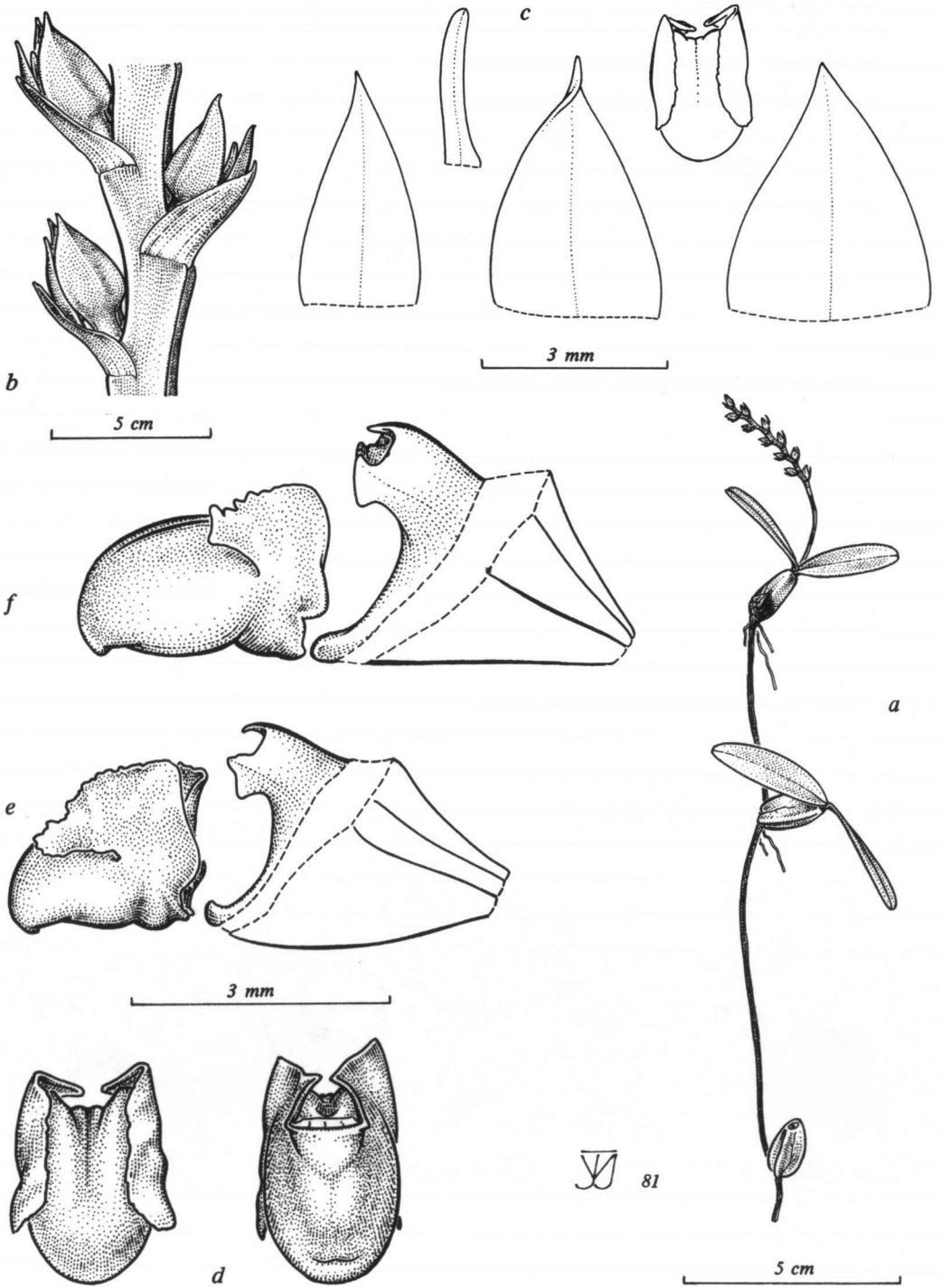


Fig. 91. *Bulbophyllum fuscum* Lindl. var. *fuscum*.

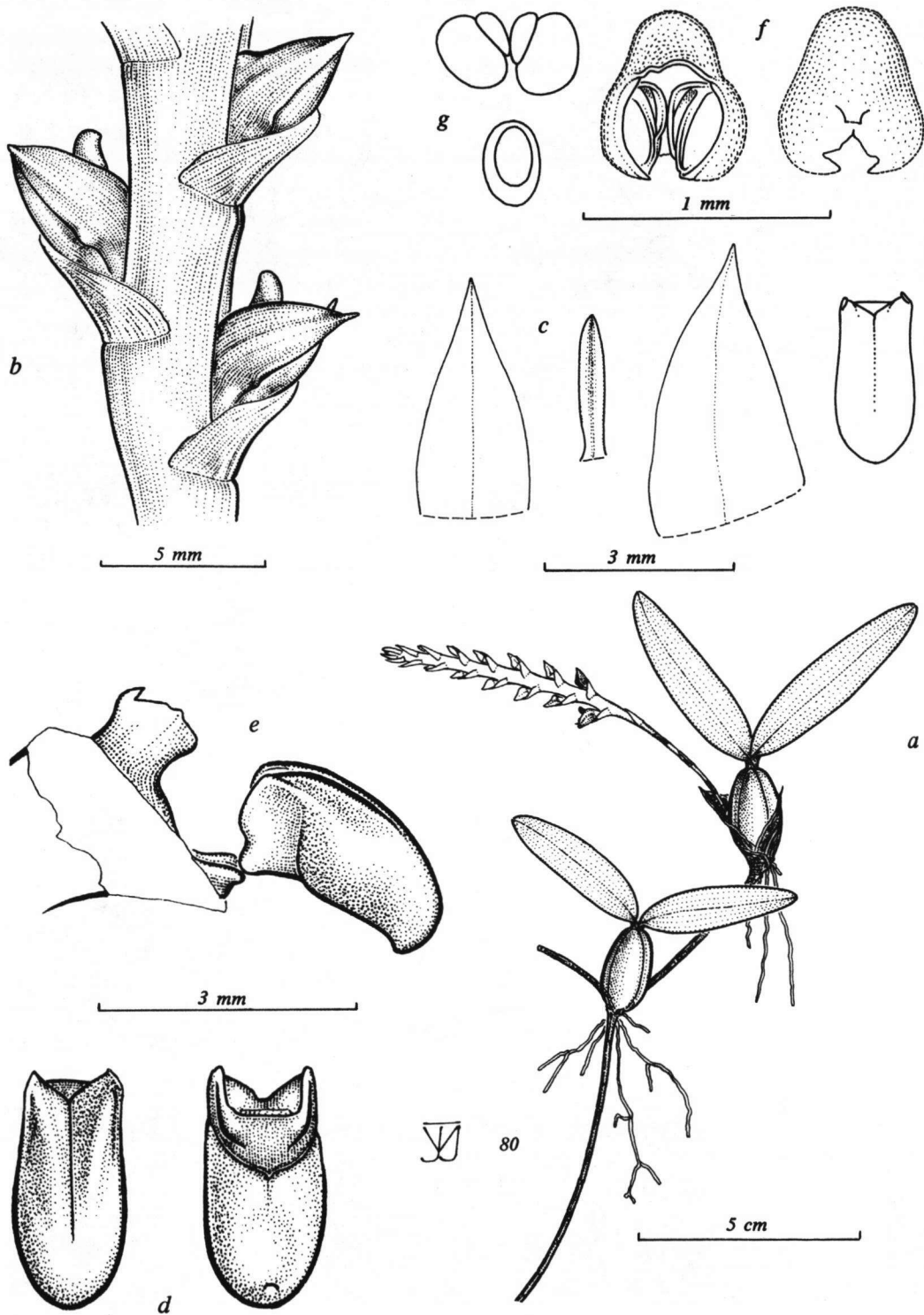


Fig. 92. *Bulbophyllum fuscum* Lindl. var. *melinostachyum* (Schltr) J.J. Vermeulen.



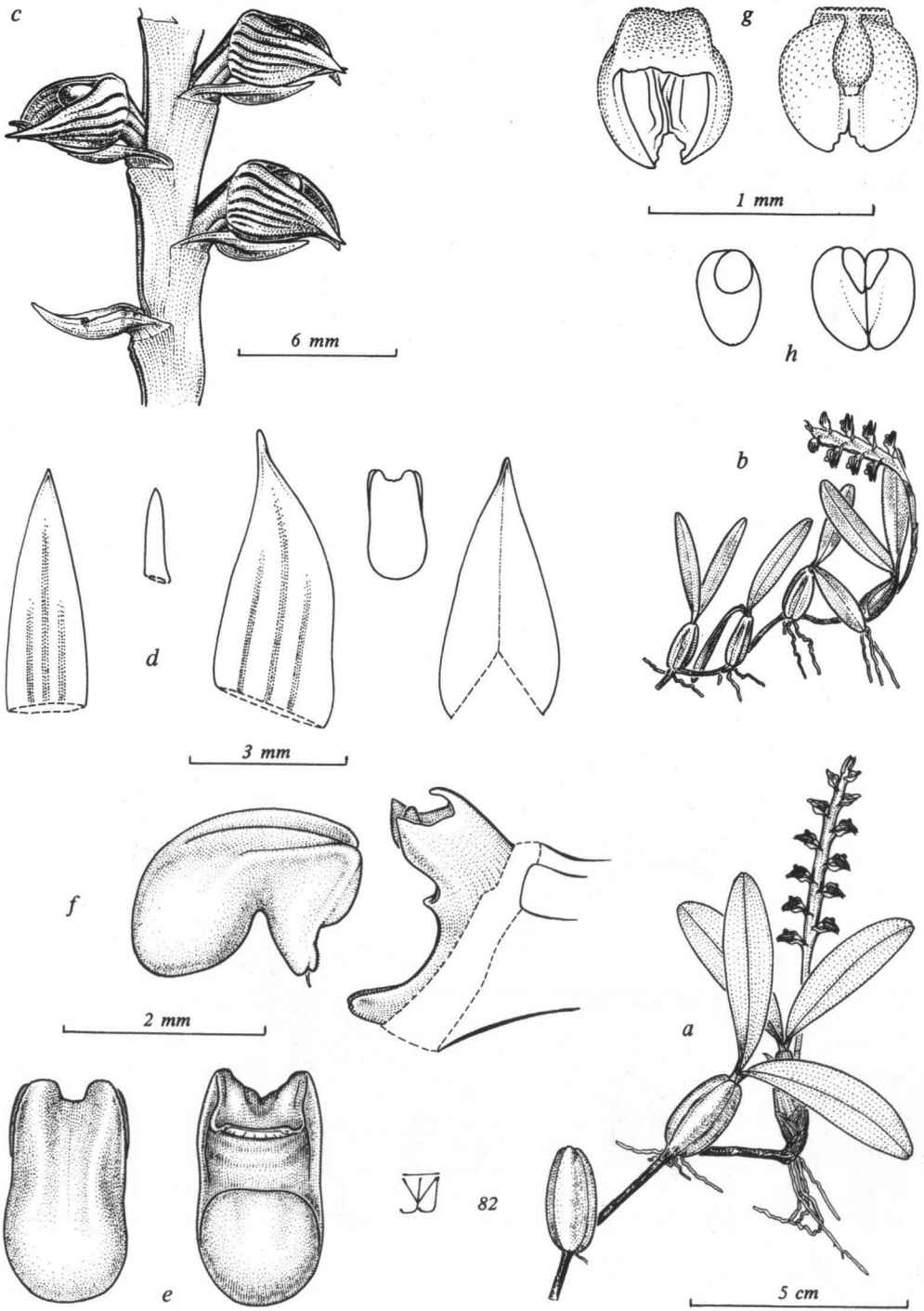


Fig. 93. *Bulbophyllum oreonastes* Rchb. f.

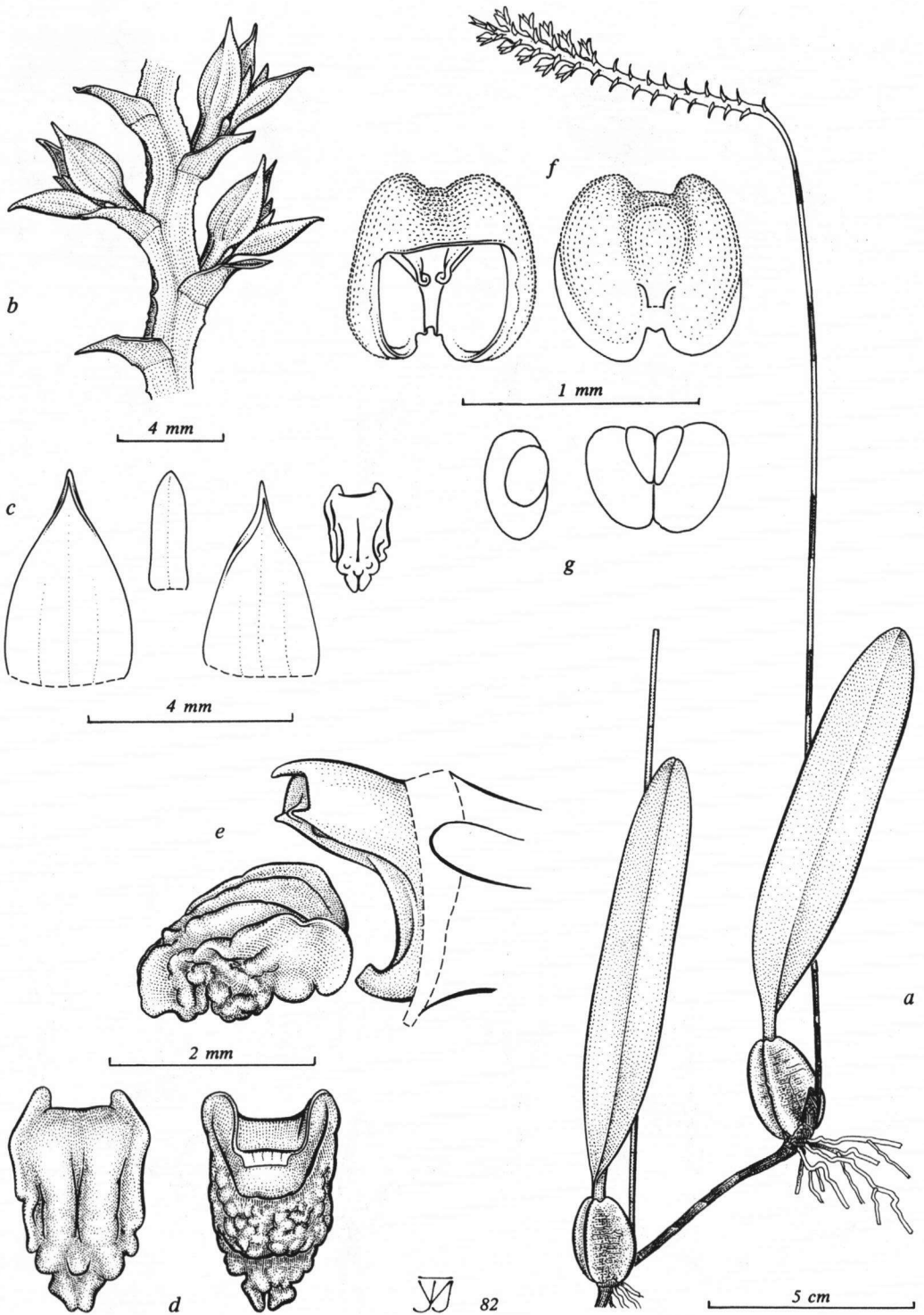


Fig. 94 *Bulbophyllum encephalodes* Summerh.

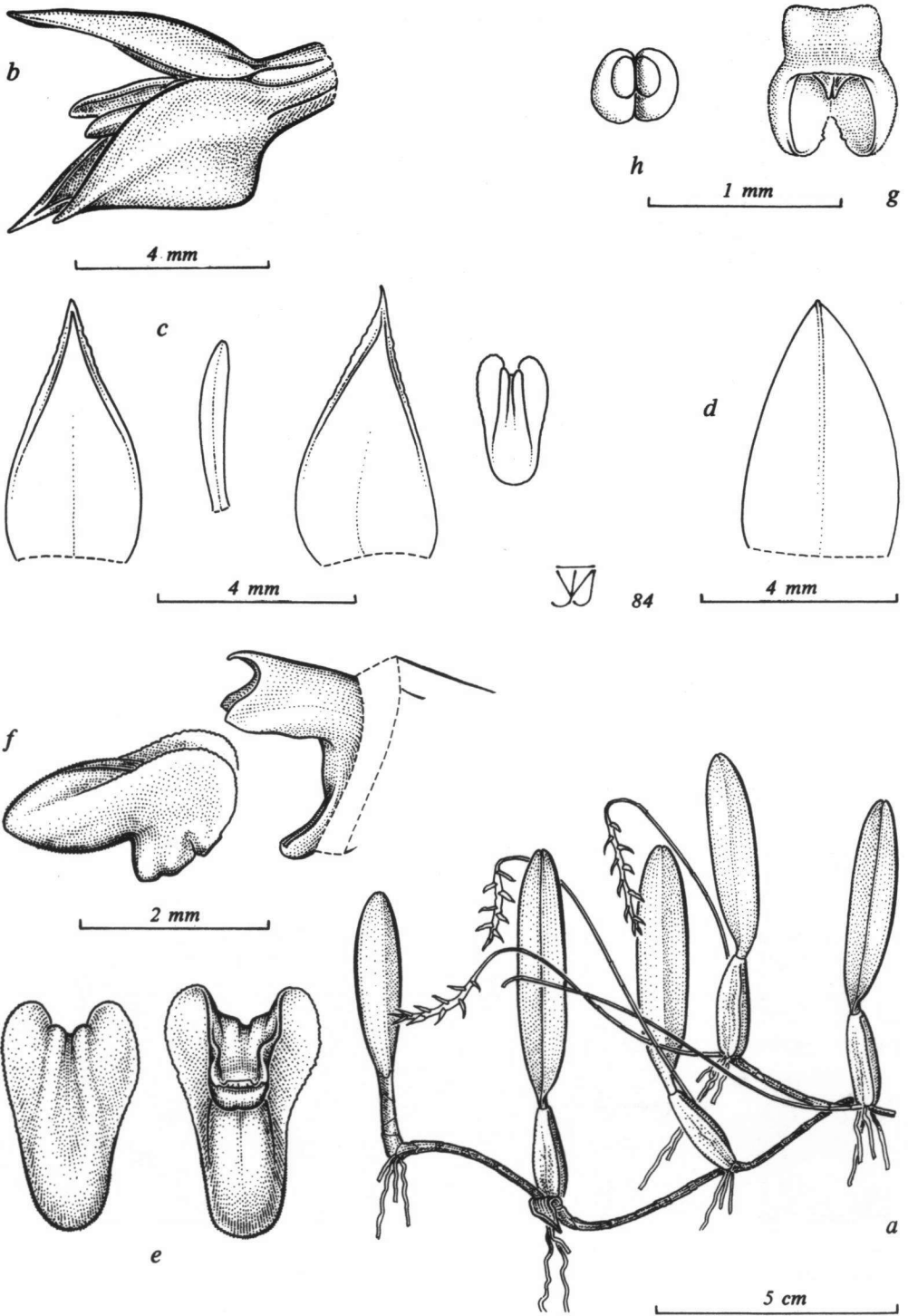


Fig. 95. *Bulbophyllum concatenatum* Cribb & Taylor.

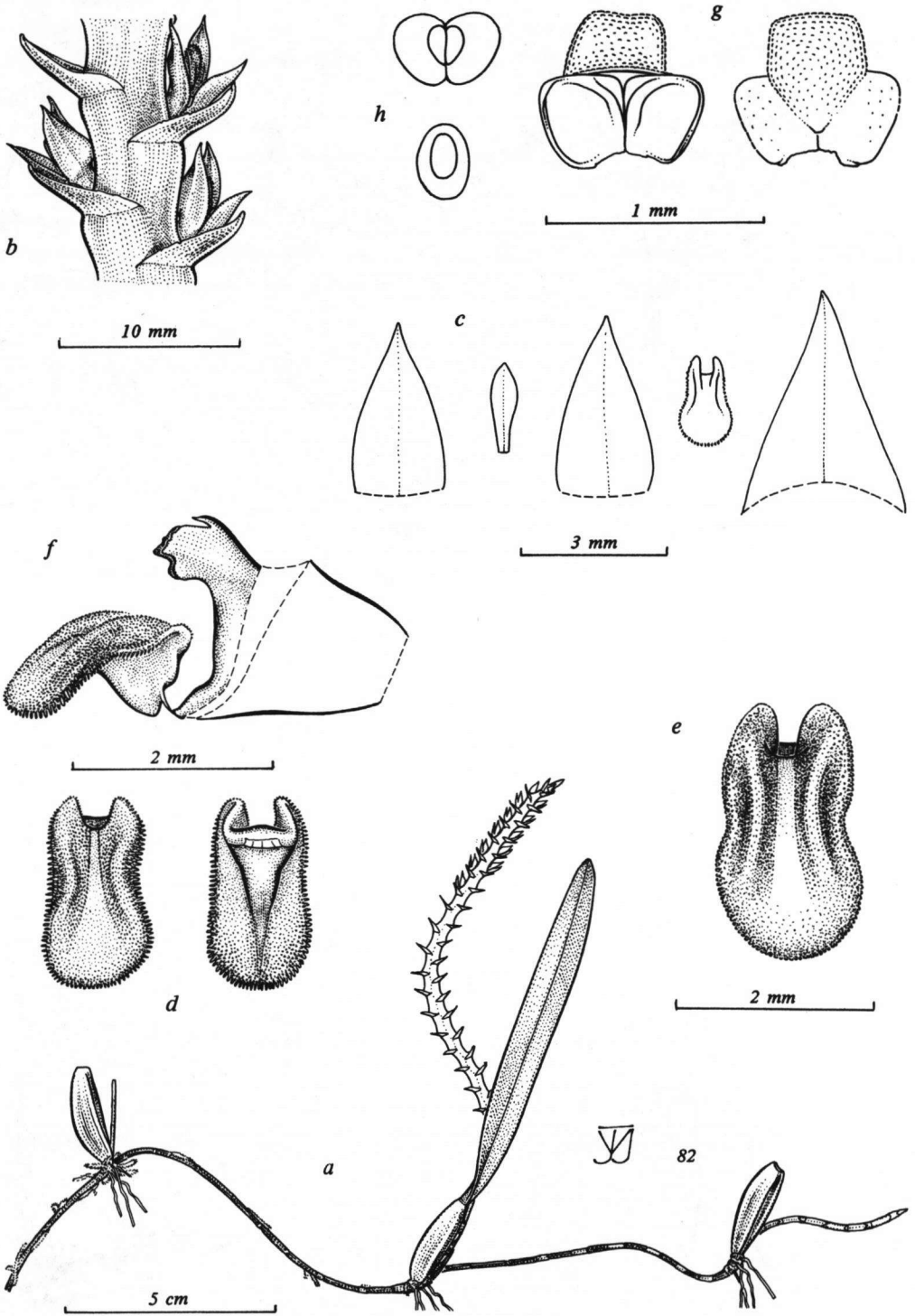


Fig. 96. *Bulbophyllum unifolium* De Wild. ssp. *unifolium*.

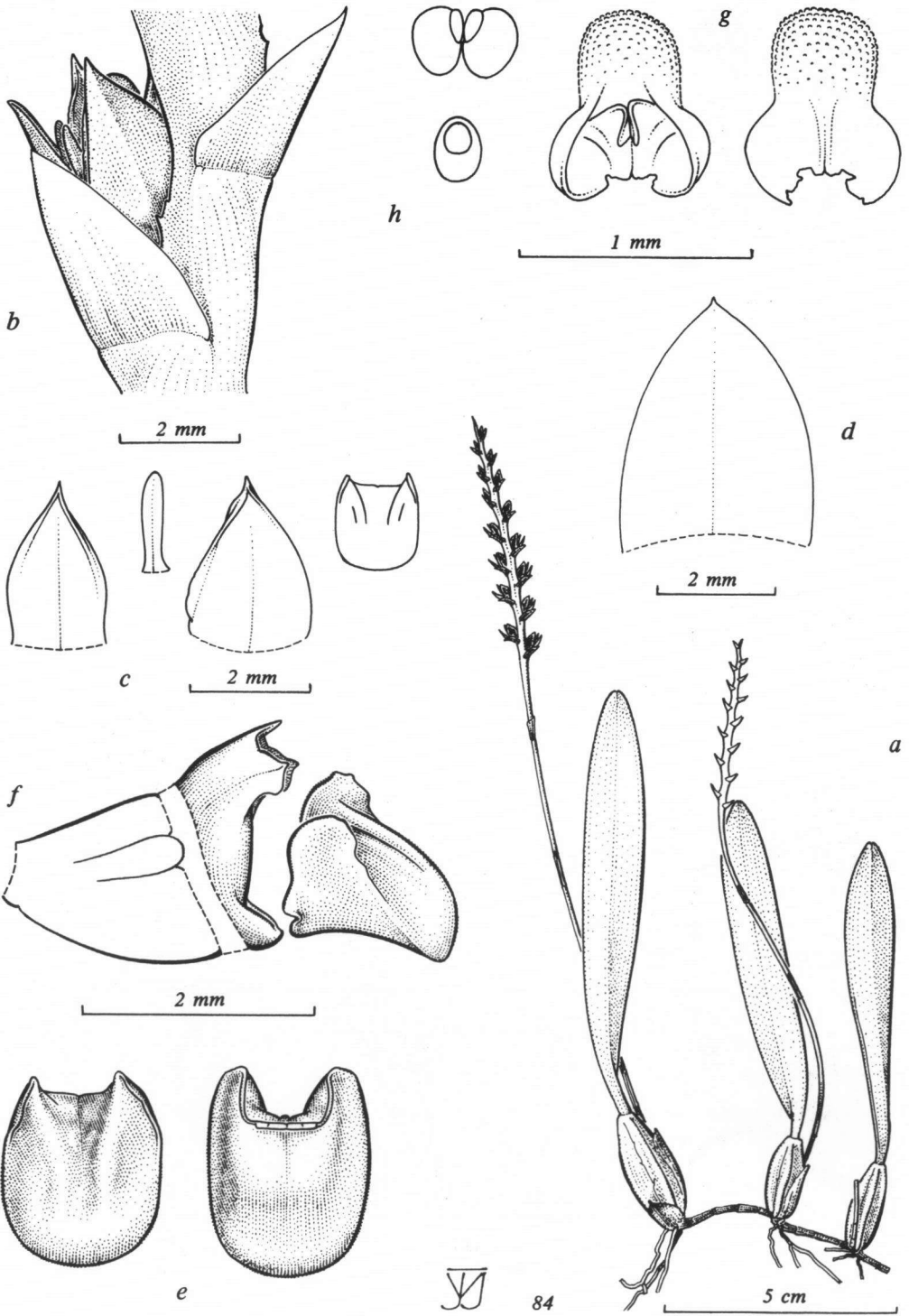


Fig. 97. *Bulbophyllum unifoliatum* De Wild. ssp. *infracarinatum* (Williamson) J.J. Vermeulen.

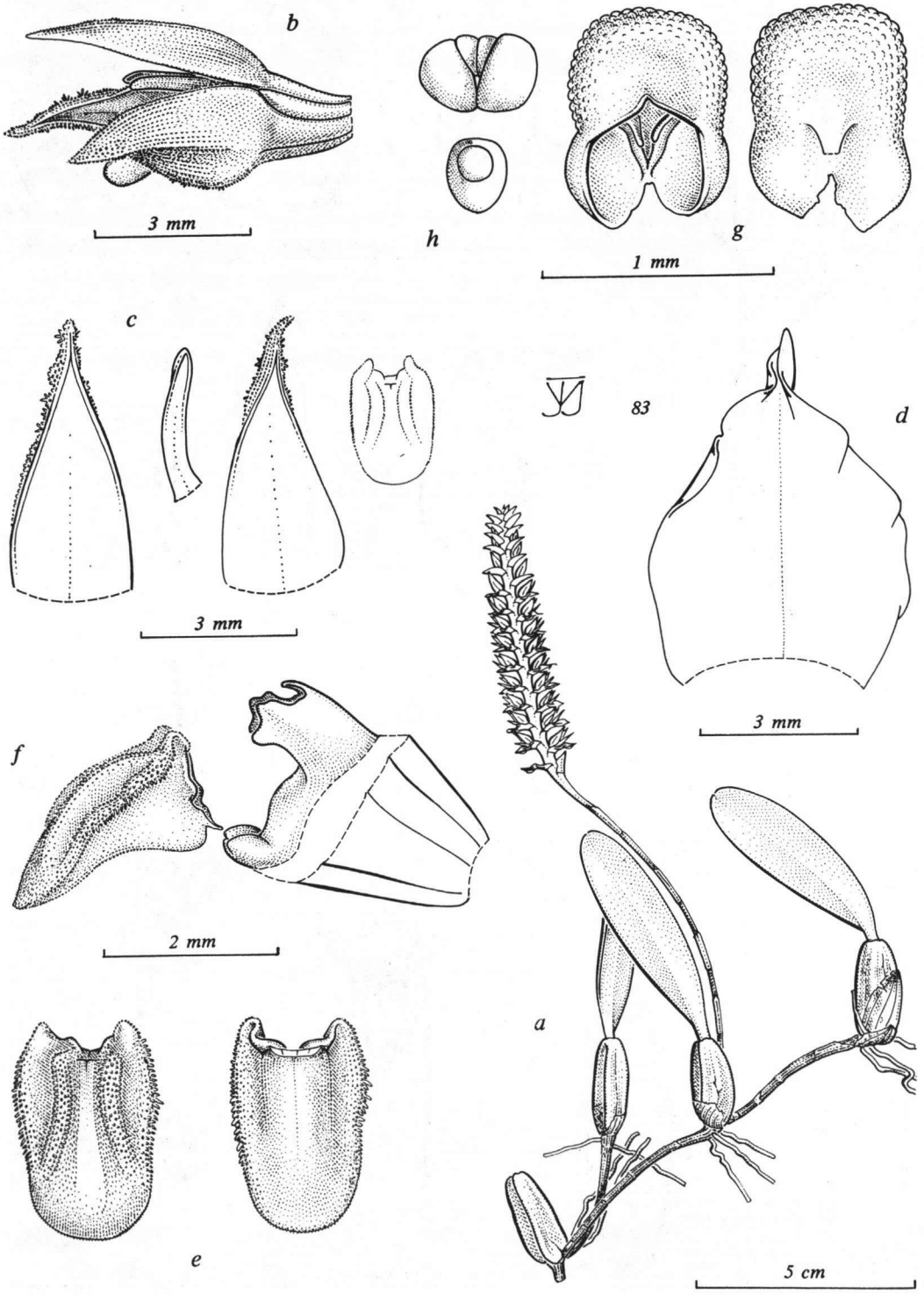


Fig. 98. *Bulbophyllum unifoliatum* De Wild. ssp. *flectens* (Cribb & Taylor) J.J. Vermeulen.

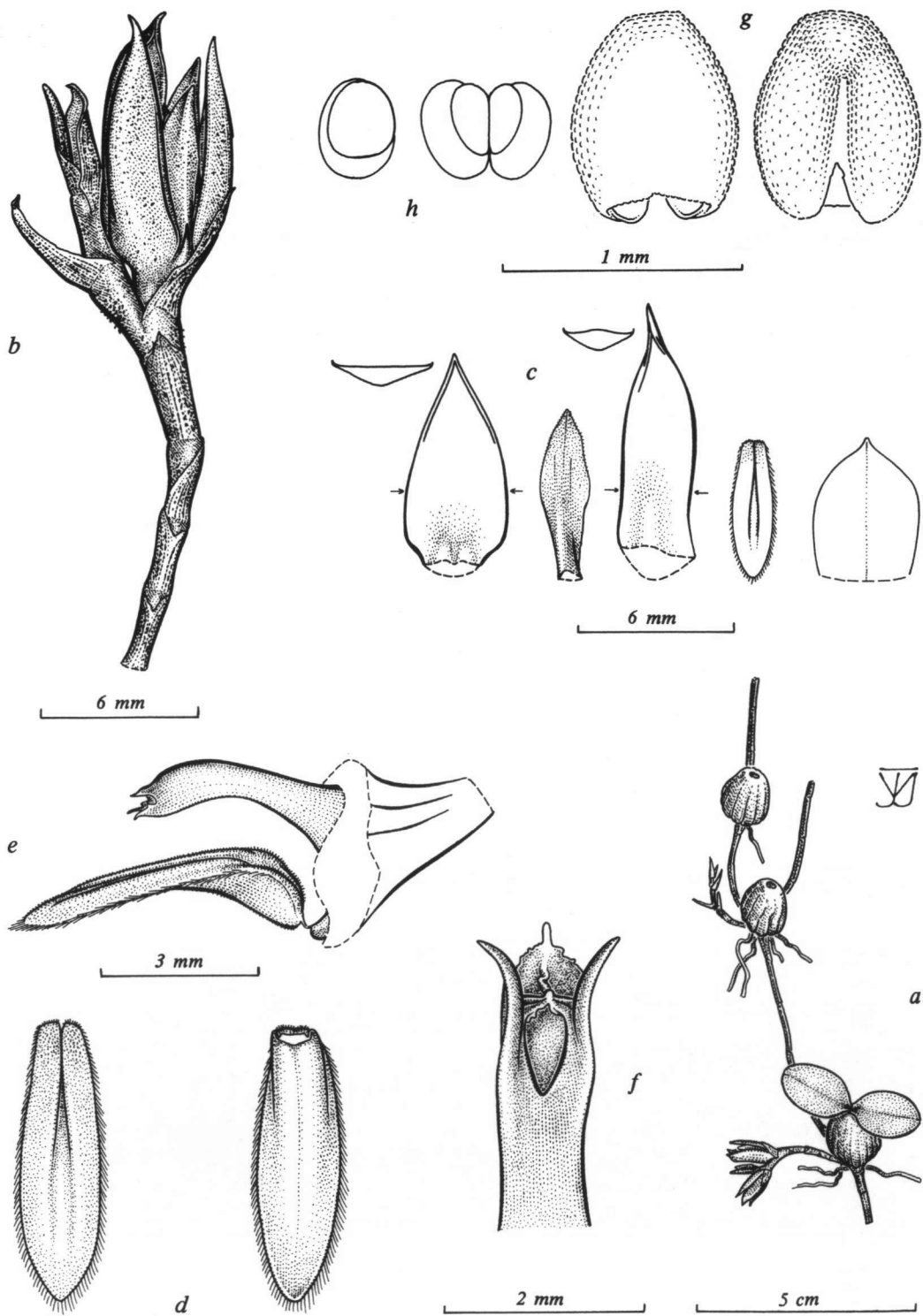


Fig. 99. *Bulbophyllum gilgianum* Krzl.

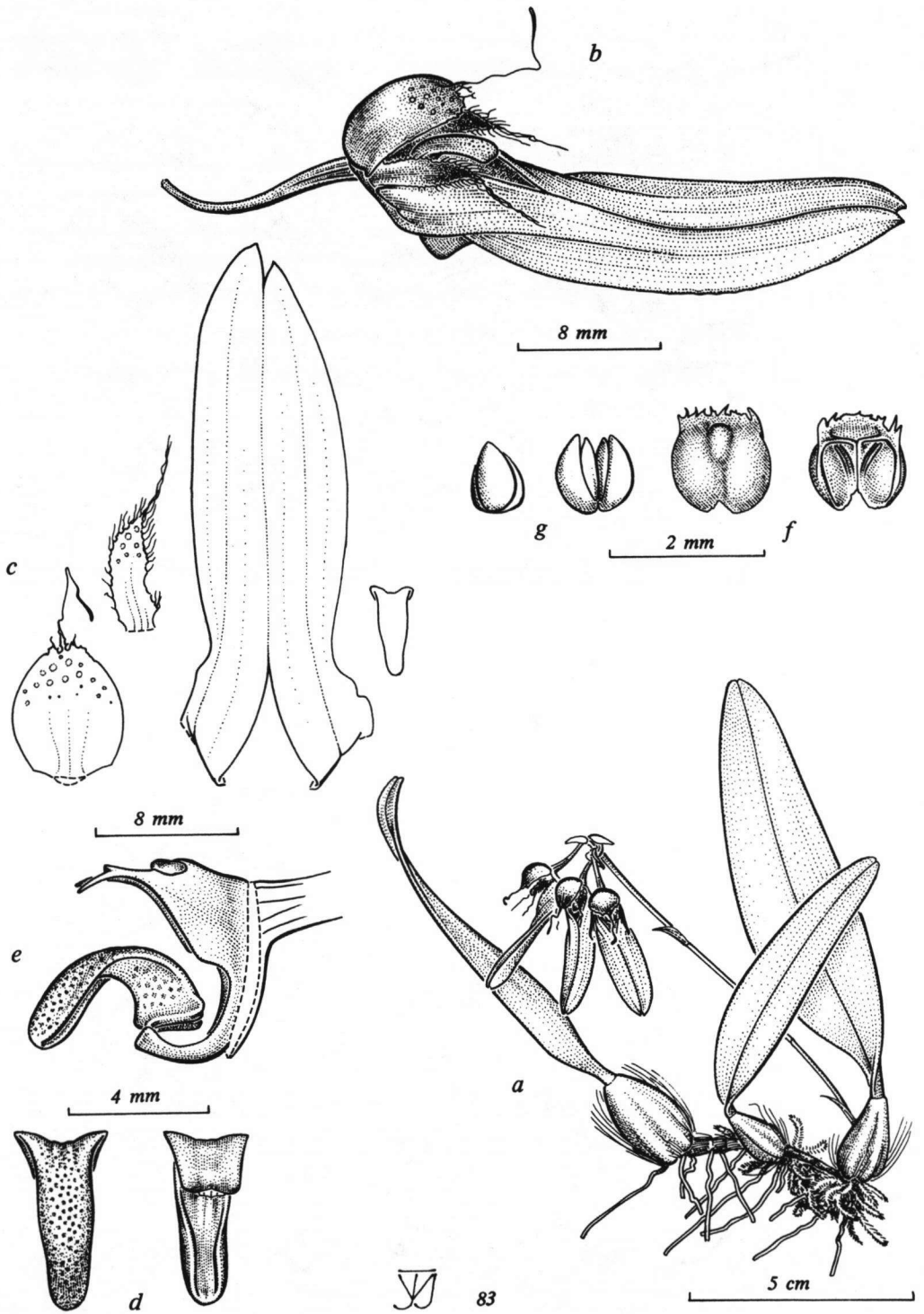


Fig. 100. *Bulbophyllum longiflorum* Thours



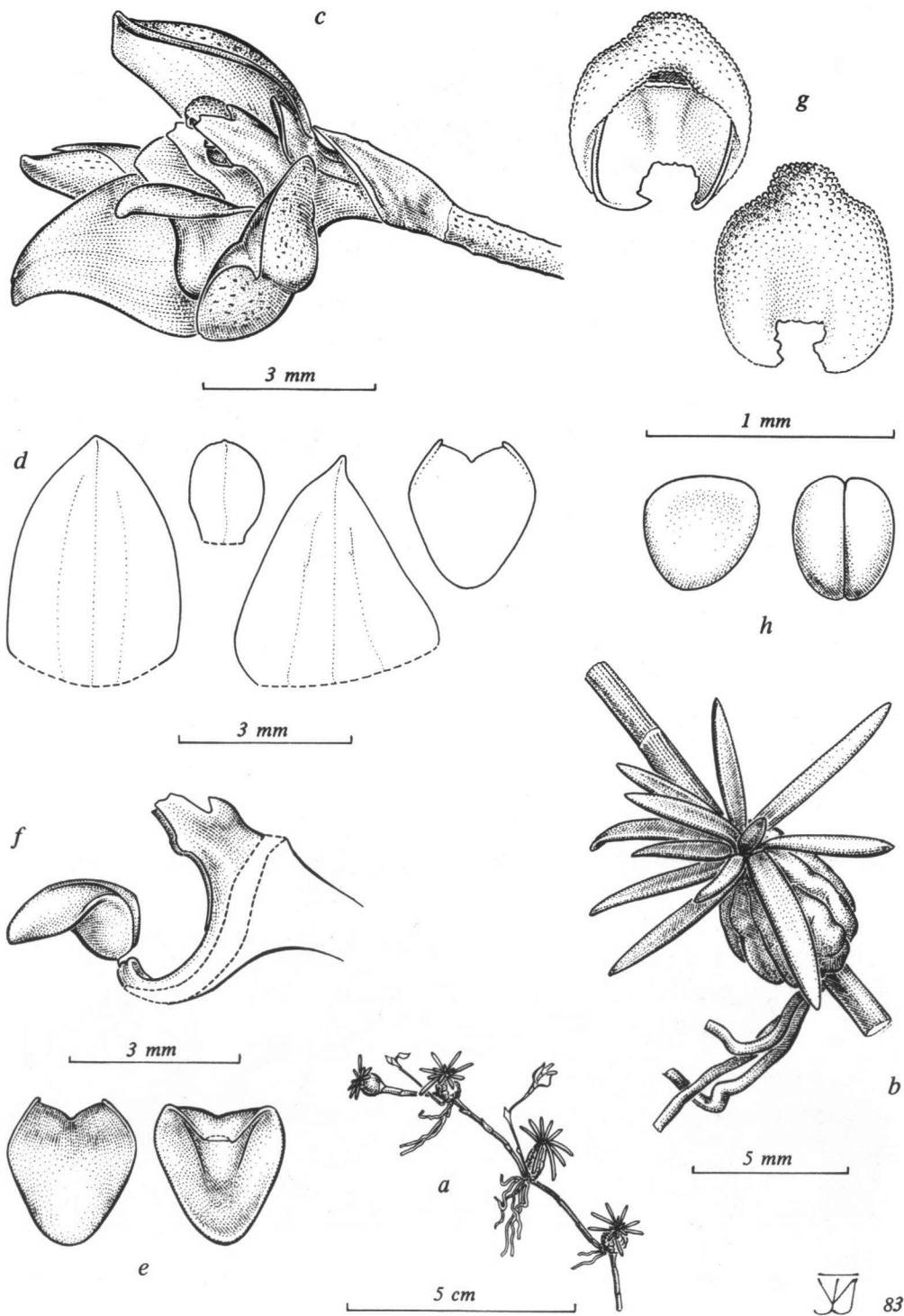


Fig. 101. *Chaseella pseudohydra* Summerh.

## INDEX

The hyphen separates the names of taxa from page numbers and numbers of figures and plates. Printed in bold face are the names of accepted taxa and the page number on which the taxon is described. Fig. refers to a line-drawing, Plate to a coloured plate.

*Alcistachys* Schltr - 5

*Bulbophyllum* Lindl. - 18

**Bulbophyllinae** Pfitzer - 15

**Bulbophyllum** Thou. - 17, 18

*Bulbophyllum* sect. *Calamaria* Krzl. - 18

*Bulbophyllum* sect. *Cirrhopetalum* (Lindl.)  
Rchb. f. - 18

*Bulbophyllum* sect. *Cocoina* Pfitz. - 18

*Bulbophyllum* sect. *Diadochanthe* J.J. Smith  
- 17

*Bulbophyllum* sect. *Dialeiphanthe* Schltr - 17

*Bulbophyllum* sect. *Hapalochilus* Schltr - 5

*Bulbophyllum* sect. *Harpobrachium* Schltr -  
17

*Bulbophyllum* sect. *Hymenobractea* Schltr -  
17, 17

*Bulbophyllum* sect. *Ischnopus* Schltr - 7, 17

*Bulbophyllum* sect. *Lemuraea* Schltr - 5, 7

*Bulbophyllum* sect. *Loxosepalum* Schltr - 7

*Bulbophyllum* sect. *Lupulina* Pfitz. - 18

*Bulbophyllum* sect. *Macrouris* Schltr - 16,  
17

*Bulbophyllum* sect. *Malachadenia* (Lindl.)  
Benth. & Hook. - 17

*Bulbophyllum* sect. *Megaclinium* Summerh.  
- 18

*Bulbophyllum* sect. *Micrantha* Cogniaux - 7

*Bulbophyllum* sect. *Napelli* Rchb. f. - 17

*Bulbophyllum* sect. *Pachychlamys* Schltr - 7

*Bulbophyllum* sect. *Pantoblepharon* Schltr -  
7

*Bulbophyllum* sect. *Pendula* Pfitz. - 18

*Bulbophyllum* sect. *Pleiophyllus* J.J. Smith  
- 16

*Bulbophyllum* sect. *Ploiarum* Schltr - 5

*Bulbophyllum* sect. *Ptiloglossum* Lindl. - 18

*Bulbophyllum* sect. *Racemobulbum*  
J.J. Smith - 7

*Bulbophyllum* sect. *Trichopus* Schltr - 7

*Bulbophyllum* sect. *Tripudianthes* Seidenf. -  
16

*Bulbophyllum* sect. *Xiphizuza* (Rchb. f.)  
Cogniaux - 17

*Bulbophyllum* subg. *Eubulbophyllum* De  
Wild. - 18

*Bulbophyllum* subg. *Megaclinium* De Wild.  
- 18

***acutibracteatum*** De Wild. - 143

*Bulbophyllum* (continued)

var. ***acutibracteatum*** - 17, 20, 26,  
144, Fig. 89, Plate 11b

var. ***rubrobrunneopapillosum***  
J.J. Vermeulen - 15, 144, 145,  
Fig. 90

*acutisepalum* auct. non De Wild.: La  
Croix et al. - 72, 75

*acutisepalum* De Wild. - 75

*africanum* Hawkes - 78, 158

*albidum* (Wight) Hook. f. - 78

*albidum* De Wild. - 78

*album* Jum. & Perr. - 80

*amanicum* Krzl. - 69

*amauryae* Rendle - 54

*andongense* Rchb. f. - 66

*apetalum* Lindl. - 60, 161

*apiferum* Batem. ex Steudel - 161

*apiferum* Carr - 161

*arnoldianum* (De Wild.) De Wild. - 126

*aurantiacum* F. Muell. - 69

*aurantiacum* Hook. f. - 68

*bakosorum* De Wild. - 116, 126

*bakosorum* Schltr - 125

***ballii*** Cribb - 20, 21, 23, 134, Fig. 83

*bambiliense* De Wild. - 116

***barbigerum*** Lindl. - 6, 18, 21, 36, Fig.  
10, Plate 2d

*baronii* Ridl. - 7

***bavonis*** J.J. Vermeulen - 7, 24, 50,  
Fig. 21

*bequaertii* auct. non De Wild.: Cribb -  
45, 47

*bequaertii* De Wild. - 44

var. *brachyanthum* Summerh. -  
45, 47

*bibundiense* Schltr - 109

*bicoloratum* Schltr - 6

***bidenticulatum*** J.J. Vermeulen - 15,  
25, 89, 90, Fig. 50-51

ssp. *bidenticulatum* - 90, Fig. 50

ssp. *joyceae* J.J. Vermeulen - 16,  
90, Fig. 51

*bifarium* auct. non Hook. f.: Ake Assi  
- 88, 90

*bifarium* auct. non Hook. f.: Cribb -  
90

*bifarium* Hook. f. - 15, 25, 87, Fig. 49

*bisetum* Lindl. - 5

**Bulbophyllum (continued)**

- blepharistes Rchb. f. - 16  
 bracteolatum Lindl. - 16  
 braunii Krzl. - 113  
 brevidenticulatum De Wild. - 66  
 brixhei De Wild. - 127  
 buchenavianum (Krzl.) De Wild. - 129  
 bufo auct. non (Lindl.) Rchb. f.:  
     J.J. Vermeulen - 124, 125  
 bufo (Lindl.) Rchb. f. - 125  
 buntingii auct. non Rendle: Williamson  
     - 72, 77  
 buntingii Rendle - 73, 77  
 burttii Summerh. - 6, 23, 47, Fig. 18  
 caespitosum auct. non Thou.: Durand  
     & Schinz - 148  
 calabaricum Rolfe - 61  
 calamarium auct. non Lindl.: Lindl. -  
     28, 36  
 calamarium auct. non Lindl.: Rolfe -  
     30  
 calamarium Lindl. - 18, 35  
     var. albociliatum (Finet) J.J. Ver-  
     meulen - 33  
 calvum Summerh. - 7, 22, 71, Fig. 36  
 calyptratum Krzl. - 20, 24, 128, 129,  
     Fig. 78-80, Plate 10a,b  
     var. calyptratum - 18, 129, Fig.  
     78, Plate 10a  
     var. graminifolium (Summerh.)  
     J.J. Vermeulen - 129, 130, Fig.  
     79, Plate 10b  
     var. lucifugum (Summerh.)  
     J.J. Vermeulen - 129, 131, Fig.  
     80  
 capituliflorum Rolfe - 7, 20, 21, 57,  
     Fig. 26  
 carinatum Ames - 155  
 carinatum Cogn. - 155  
 carinatum Teysm. & Binnend. - 155  
 carinatum Williamson - 155  
 carnosilabium Summerh. - 20, 24, 131,  
     Fig. 81  
 carnosisepalum J.J. Vermeulen - 21,  
     23, 133, Fig. 82  
 cercoglossum Summerh. - 92  
 chevalierii De Wild. - 117  
 ciliatum (Bl.) Lindl. - 98  
 ciliatum Schltr - 98  
 cirrhoglossum Perr. - 6  
 clarkei Rchb. f. - 116  
 clarkei (Rolfe) Schltr - 116  
 cochleatum Lindl. - 6, 17, 23, 24, 39,  
     41, Fig. 12-17, Plate 3b,c  
     var. bequaertii J.J. Vermeulen -  
     40, 41, 44, Fig. 15, Plate 3c  
     var. brachyanthum (Summerh.)  
     J.J. Vermeulen - 41, 47, Fig. 17  
     var. cochleatum - 40, 41, Fig.  
     12-13, Plate 3b  
     var. gravidum - 16, 40, 42, Fig. 14

**Bulbophyllum (continued)**

- var. tenuicaule (Lindl.) J.J. Ver-  
     meulen - 41, 45, Fig. 16  
 cocoinum Lindl. - 7, 15, 18, 20, 22,  
     66, Fig. 32  
 colubrinum (Rchb. f.) Rchb. f. - 23,  
     96, Fig. 56  
 comatum Lindl. - 21, 85, 86, Fig.  
     47-48  
     var. comatum - 86, Fig. 47  
     var. inflatum (Rolfe) J.J. Vermeu-  
     len - 86, Fig. 48, Plate 66  
 compressum Teysm. & Binnend. - 7  
 concatenatum Cribb & Taylor - 20, 23,  
     152, Fig. 95  
 congolanum Schltr - 116  
 congolense (De Wild.) De Wild. - 104  
 coriscense auct. non Rchb. f.: Engler -  
     65, 69  
 coriscense Rchb. f. - 7, 21, 65, Fig. 31  
 corythium Hallé - 16  
 cupuligerum Krzl. - 161  
 curvimentatum J.J. Vermeulen - 15,  
     23, 95, Fig. 55  
 cyrtopetalum Schltr - 98  
 dahlemense Schltr - 124  
 daloaense Cribb & Perez-Vera - 120  
 decipiens Schltr - 96, 98  
 deistelianum (Krzl.) Schltr - 125  
 densum Thou. - 161  
 denticulatum Rolfe - 24, 83, Fig. 46  
 distans Lindl. - 33  
 distans J.J. Smith - 34  
 djumaense (De Wild.) De Wild. - 98  
     var. grandifolium De Wild. - 98  
 dolabriforme J.J. Vermeulen - 21, 94,  
     Fig. 54  
 dorotheae Rendle - 61  
 drallei Rchb. f. - 60  
 ealaense De Wild. - 116  
 eburneum (Pfitz. ex Krzl.) De Wild. -  
     116  
 elachon J.J. Vermeulen - 61  
 elaidum Lindl. - 162  
 elisae (F. Muell.) Benth. - 16  
 elliotii Rolfe - 4, 23, 135, Fig. 84  
 ellipticum De Wild. - 77  
 ellipticum Schltr - 77  
 elongatum (Bl.) Hassk. - 73  
 elongatum (De Wild.) De Wild. - 73  
 encephalodes Summerh. - 20, 23, 151,  
     Fig. 94  
 eurbachis Schltr - 163  
 expallidum J.J. Vermeulen - 7, 22, 72,  
     Fig. 37, Plate 5c  
 falcatum (Lindl.) Rchb. f. - 17, 17, 20,  
     20, 24, 122, 124, Fig. 75-77, Plate  
     9a-d  
     var. bufo (Lindl.) J.J. Vermeulen  
     - 28, 123, 125, Fig. 76, Plate 9b  
     var. falcatum - 18, 18, 123, 124,

**Bulbophyllum (continued)**

- Fig. 75, Plate 9a  
 var. *velutinum* (Lindl.) J.J. Vermeulen - 123, 126, Fig. 77, Plate 9c,d  
*falcipetalum* Lindl. - 25, 113, Fig. 67  
*fallax* Rolfe - 17  
*fernandopoanum* Schltr - 163  
*filiforme* Krzl. - 120  
*flavidum* auct. non Lindl.: Exell - 60, 74  
*flavidum* Lindl. - 60  
   var. *elongatum* De Wild. - 73  
*flectens* Cribb & Taylor - 156  
*flexiliscapum* Summerh. - 34  
*fractiflexum* J.J. Smith - 127  
*fractiflexum* Krzl. - 127  
*fractiflexum* Pabst - 127  
*fuerstenbergianum* (De Wild.) De Wild. - 118  
*fuscoides* Petersen - 145  
*fuscum* auct. non Lindl.: Piers - 148  
*fuscum* auct. non Lindl.: Rendle - 147  
*fuscum* auct. non Lindl.: Rolfe - 144  
*fuscum* Lindl. - 17, 24, 26, 26, 145, 147, Fig. 91-92, Plate 11c  
   var. *fuscum* - 15, 147, Fig. 91, Plate 11c  
   var. *melinostachyum* (Schltr) J.J. Vermeulen - 20, 147, 148, Fig. 92  
*gabonis* Lindl. & Rchb. f. - 60  
*gabunense* Schltr - 96  
*galeatum* (Sw.) Lindl. - 162  
*gentilii* Rolfe - 28, 30, 125  
*gilgianum* Krzl. - 15, 23, 156, Fig. 99  
*gilletii* (De Wild.) De Wild. - 104  
*graciliscapum* Ames - 34  
*graciliscapum* Perrier - 34  
*graciliscapum* Schltr - 7, 34  
*graciliscapum* Summerh. - 34  
*graminifolium* Summerh. - 130  
*gravidum* Lindl. - 42  
*gustavi* Schltr - 68  
*hemirhachis* (Pfitz.) De Wild. - 124  
*herminiostachys* (Rchb. f.) Rchb. f. - 60  
*hirsutissimum* Krzl. - 86  
*hookerianum* Krzl. - 149  
*horridulum* J.J. Vermeulen - 25, 142, Fig. 88  
*humblotii* Rolfe - 4, 22, 79, Fig. 43  
*imbricatum* Lindl. - 18, 20, 23, 24, 103, Fig. 61, Plate 6c,d  
*imogeniae* Hamilton - 61  
*imschootianum* (Rolfe) De Wild. - 96  
*inaequale* (Bl.) Lindl. - 96  
*inaequale* Rchb. f. - 96  
*inflatum* Rolfe - 86  
*infracarinatum* Williamson - 155  
*infundibuliflorum* Petersen - 149

**Bulbophyllum (continued)**

- injoloense* De Wild. - 24, 101, 102, Fig. 59-60  
   ssp. *injoloense* - 102, Fig. 59  
   ssp. *pseudoxypterum* (J.J. Vermeulen) J.J. Vermeulen - 102, 103, Fig. 60  
   var. *pseudoxypterum* J.J. Vermeulen - 103  
*inopinatum* W.W. Smith - 162  
*inornatum* J.J. Vermeulen - 7, 20, 24, 49, Fig. 20  
*insulanum* Schltr - 163  
*intermedium* De Wild. - 130  
*intermedium* F.M. Bail. - 130  
*intertextum* Lindl. - 4, 7, 15, 22, 22, 23, 54, Fig. 24  
   var. *parvilabium* Williamson - 54  
*ituriense* De Wild. - 139  
*ivorense* Cribb & Perez-Vera - 7, 21, 73, Fig. 38  
*jespersenii* De Wild. - 116  
*josephii* auct. non (Kuntze) Summerh.: Johansson - 69, 70  
*josephii* (Kuntze) Summerh. - 7, 22, 67, Fig. 33-35, Plate 5b  
   var. *josephii* - 61, 65, 68, Fig. 33, Plate 5b  
   var. *mahonii* (Rolfe) J.J. Vermeulen - 67, 68, 69, Fig. 34-35  
*jungwirthianum* Schltr - 41  
*kamerunense* De Wild. - 104  
*kamerunense* Schltr - 103, 104  
*kewense* Schltr - 126  
*kindtianum* De Wild. - 34  
*kivuense* J.J. Vermeulen - 6, 22, 48, Fig. 19  
*kraenzlinianum* De Wild. - 86  
*laggiarae* Schltr - 80  
*lanuriense* De Wild. - 127  
*lasianthum* Lindl. - 127  
*laurentianum* Krzl. - 104  
*ledermannii* (Krzl.) De Wild. - 104  
*leptorhachis* Schltr - 124  
*leptostachyum* Schltr - 7  
*leucopogon* Krzl. - 61  
*leucorhachis* (Rolfe) Schltr - 103  
*limbatum* Lindl. - 7  
*linderi* Summerh. - 104  
*lindleyi* (Rolfe) Schltr - 129  
*linguiforme* Cribb - 80  
*lizae* J.J. Vermeulen - 25, 111, Fig. 65, Plate 8a  
*longibulbum* Schltr - 125  
*longiflorum* Thou. - 4, 15, 18, 21, 158, Fig. 100, Plate 11d  
*longiflorum* Rchb. f. - 158  
*longiflorum* Ridl. - 158  
*longispicatum* Cogn. - 120  
*longispicatum* Krzl. & Schltr - 120  
*lubiense* De Wild. - 125

**Bulbophyllum** (continued)

- lucifugum* Summerh. - 131  
*lupulinum* auct. non Lindl.: Johansson - 139  
*lupulinum* auct. non Lindl.: Summerh. - 140  
*lupulinum* Lindl. - 20, 23, 24, 138, Fig. 86, Plate 11a  
*luteolabium* Perrier - 80  
*lutescens* (Rolfe) De Wild. - 113  
*magnibracteatum* Summerh. - 23, 106, Fig. 62, Plate 7b  
*mahonii* auct. non Rolfe: Geerinck - 70, 72  
*mahonii* auct. non Rolfe: Grosvenor - 69  
*mahonii* Rolfe - 69  
*makakense* Hansen - 96  
*malawiense* Morris - 135  
*mannii* Hook. f. - 41  
*mannii* Rchb. f. - 41  
*maximum* (Lindl.) Rchb. f. - 16, 24, 97, Fig. 57-58, Plate 7a  
*mediocre* Summerh. - 7, 22, 60, 60, 74, Fig. 39  
*melanorrhachis* Rchb. f. - 126  
*melinostachyum* Schltr - 148  
*mellerii* (Hook. f.) Rchb. f. - 109  
*micranthum* Barb. Rodr. - 7  
*micropetalum* Lindl. - 162  
*mildbraedii* Krzl. - 34  
*milesii* Summerh. - 58  
*millenii* (Rolfe) Schltr - 126  
*miniaturum* Anon. - 34  
*minor* De Wild. - 110  
*minus* De Wild. - 110  
*minutum* (Rolfe) Engler - 126  
     var. *purpureum* (De Wild.) De Wild. - 126  
*minutum* Thou. - 126  
*modicum* Summerh. - 70  
*moireanum* Hawkes - 98  
*moliwense* Schltr - 61  
*molossus* Rchb. f. - 7  
*monticulum* Hook. f. - 43  
*mooreanum* Robyns & Tournay - 109  
*nanum* De Wild. - 60  
*nigericum* auct. non Summerh.: Summerh. - 90  
*nigericum* Summerh. - 15, 24, 91, Fig. 52  
*nigrescens* Rolfe - 7  
*nigripetalum* Rolfe - 162  
*nigritianum* Rendle - 7, 15, 20, 22, 78, Fig. 42  
*nudiscapum* Rolfe - 34  
*nummularia* (Wendl. & Krzl.) Rolfe - 160  
*nutans* Thou. - 7, 18, 162  
*nyassanum* Schltr - 98  
*obanense* Rendle - 148

**Bulbophyllum** (continued)

- occultum* Thou. - 6, 18  
*ogooouense* Guillaumin - 147  
*oreonastes* auct. non Rchb. f.: Harris - 135  
*oreonastes* auct. non Rchb. f.: Morris - 149  
*oreonastes* auct. non Rchb. f.: Summerh. - 144, 148  
*oreonastes* Rchb. f. - 26, 149, Fig. 93  
*oxychilum* Schltr - 7, 20, 22, 76, Fig. 41, Plate 6a  
*oxyodon* Rchb. f. - 124  
*oxypterum* auct. non (Lindl.) Rchb. f.: Cufodontis - 98, 117  
*oxypterum* auct. non (Lindl.) Rchb. f.: Williamson - 103  
*oxypterum* (Lindl.) Rchb. f. - 98  
     var. *mozambicense* (Fin.) De Wild. - 98  
*pachyrrhachis* (A. Rich.) Griseb. - 16  
*pallescens* Krzl. - 88  
*pandanetorum* Summerh. - 7, 15, 25, 82, 160, Fig. 45  
*papillosum* Finet - 61  
*papillosum* J.J. Smith - 61  
*papillosum* (Rolfe) Seidenf. & Smitin. - 61  
*parviflorum* Par. — Rchb. f. - 7  
*parvilabium* Schltr - 54, 54  
*parvum* Summerh. - 25, 121, Fig. 74  
*pavimentatum* Lindl. - 60  
*pendulum* Thou. - 60  
*penicillium* Par. & Rchb. f. - 6, 162  
*pentasticha* Pfitz. - 6  
*peperomioides* Krzl. - 163  
*pertenuae* Krzl. - 54  
*phaeopogon* auct. non Schltr: Johansson - 29, 30  
*phaeopogon* Schltr - 29  
*pholidotooides* Krzl. - 41  
*pipio* Rchb. f. - 7, 20, 21, 58, Fig. 27, Plate 3d  
*planiaxe* Petersen - 149  
*platirachis* De Wild. - 98, 144  
*platyrhachis* (Rolfe) Schltr - 98  
*platyrrhachis* Ridl. - 98, 144  
*pobeguini* (Finet) De Wild. - 116  
*porphyroglossum* Krzl. - 60  
*porphyrostachys* auct. non Summerh.: Williamson - 137, 139  
*porphyrostachys* Summerh. - 24, 137, Fig. 85, Plate 10 c-d  
*prorepens* Summerh. - 7, 25, 53, Fig. 23  
*protectum* Perr. - 16  
*pumilum* (Sw.) Lindl. - 7, 15, 18, 18, 20, 20, 22, 60, 161, Fig. 28-30, Plate 4a-d, 5a  
*purpureorhachis* (De Wild.) Schltr - 17, 20, 24, 25, 112, Fig. 66, Plate 8b,c

**Bulbophyllum (continued)**

- pusillum (Rolfe) De Wild. - 109  
 quintasii Rolfe - 54  
 recurvum auct. non Lindl.: Exell - 60, 74  
 recurvum Lindl. - 60  
 renkinianum (Laurent) De Wild. - 17, 20, 23, 92, 160, Fig. 53  
 reptans (Lindl.) Lindl. - 7, 18  
 resupinatum Ridl. - 26, 118, 120, Fig. 71-73, Plate 8d  
   var. *filiforme* (Krzl.) J.J. Vermeulen - 119, 120, Fig. 72-73  
   var. *resupinatum* - 119, 120, Fig. 71, Plate 8d  
 rhizophorae auct. non Lindl.: Summerh. - 120  
 rhizophorae auct. non Lindl.: J.J. Vermeulen - 126  
 rhizophorae Lindl. - 126  
 rhodopetalum Krzl. - 110  
 rhopalochilum Krzl. - 149  
 rubrobrunneopapillosum De Wild. - 145  
 rubroviolaceum De Wild. - 120  
 rubrum Jum. & Perr. - 6  
 rugosibulbum Summerh. - 43  
 rupicola Rchb. f. - 36  
 saltatorium Lindl. - 6, 7, 21, 31, 33, Fig. 5-9, Plate 1d, 2a-c  
   var. *albociliatum* (Finet) J.J. Vermeulen - 33, Fig. 6-8, Plate 2a,b  
   var. *calamarium* (Lindl.) J.J. Vermeulen - 18, 33, 35, Fig. 9, Plate 2c  
   var. *saltatorium* - 33, Fig. 5, Plate 1d  
 sambiranense Jum. & Perr. - 6  
 sandersonii (Hook. f.) Rchb. f. - 25, 107, 108, Fig. 63-64, Plate 7c,d  
   ssp. *sandersonii* - 16, 108, Fig. 63, Plate 7c  
   ssp. *stenopetalum* (Krzl.) J.J. Vermeulen - 108, 110, Fig. 64, Plate 7d  
 sangae Schltr - 160  
 scaberulum (Rolfe) Bolus - 25, 25, 25, 114, Fig. 68-70  
   var. *crotalicaudatum* J.J. Vermeulen - 116, 118, Fig. 70  
   var. *fuerstenbergianum* (De Wild.) J.J. Vermeulen - 116, 118, Fig. 69  
   var. *scaberulum* - 16, 116, Fig. 68  
 scariosum Summerh. - 7, 15, 25, 81, 160, Fig. 44  
 schimperanum auct. non Krzl.: Johanson - 73, 75  
 schimperanum Krzl. - 7, 15, 17, 20, 22, 75, Fig. 40, Plate 5d

**Bulbophyllum (continued)**

- schinzianum auct. non Krzl.: Adam - 29  
 schinzianum auct. non Krzl.: Segerbaeck - 28, 30  
 schinzianum Krzl. - 6, 7, 17, 21, 26, 28, Fig. 1-3, Plate 1a,b  
   var. *irigaleae* Cribb & Perez-Vera - 27, 29, Fig. 2  
   var. *phaeopogon* (Schltr) J.J. Vermeulen - 27, 29, Fig. 3, Plate 1b  
   var. *schinzianum* - 27, 28, Fig. 1, Plate 1a  
 schlechterii De Wild. - 69  
 schlechterii Krzl. - 69  
 schlechterii Perrier - 69  
 schultzeanum Schltr - 163  
 secundum Hook. f. - 7, 162  
 sennii Chiovenda - 69  
 sereti De Wild. - 125  
 sessiliflorum Wendl. & Krzl. - 160  
 seychellarum Rchb. f. - 54  
 simonii Summerh. - 126  
 solheidii De Wild. - 127  
 stenopetalum Krzl. - 110  
 stenorhachis Krzl. - 104  
 stolzii Schltr - 7, 20, 24, 52, Fig. 22  
 strobiliferum Krzl. - 103  
 subcoriaceum De Wild. - 98  
 subligaculiferum J.J. Vermeulen - 6, 21, 30, Fig. 4, Plate 1c  
 summerhayesii Hawkes - 116  
 talbotii Rendle - 41  
 tentaculigerum Rchb. f. - 109  
 tenuicaule Lindl. - 45  
 teretifolium Schltr - 160  
 tetragonum Lindl. - 20, 23, 24, 140, Fig. 87  
 thomense Summerh. - 45  
 thomsoni Hook. f. - 7  
 triaristellum Krzl. & Schltr - 54  
 trifarium Rolfe - 6  
 triste (Rolfe) Schltr - 104  
 triste Rchb. f. - 104  
 ugandae (Rolfe) De Wild. - 124  
 umbellatum Lindl. - 158  
 unifoliatum De Wild. - 20, 23, 153, 154, Fig. 96-98  
   unifoliatum auct. non De Wild.: Morris - 154, 155  
   ssp. *flectens* (Cribb & Taylor) J.J. Vermeulen - 154, 156, Fig. 98  
   ssp. *infracarinatum* (Williamson) J.J. Vermeulen - 154, 155, Fig. 97  
   ssp. *unifoliatum* - 154, Fig. 96  
 urbanianum Krzl. - 139  
 urbanianum Schltr - 18  
 usambarae Krzl. - 54  
 vanum J.J. Vermeulen - 7, 22, 56, Fig. 25

**Bulbophyllum (continued)**

- velutinum (Lindl.) Rchb. f. - 126
- verecundum Summerh. - 61
- victoris Cribb & Perez-Vera - 120
- viride Rolfe - 54
- vitiense Rolfe - 66
- vulcanicum Krzl. - 6, 20, 23, 38, Fig. 11, Plate 3a
- winklerii Schltr - 61, 69, 69
- wrightii Summerh. - 140
- xanthoglossum Schltr - 75
- yangambiense Louis & Mullenders ex Geerinck - 61
- zenkerianum Krzl. - 149
- zobiaense De Wild. - 116

**Chaseella Summerh. 17, 164**

- pseudohydra Summerh. - 164, Fig. 101

**Cirrhopetalum Lindl. - 6, 18, 157**

- africanum Schltr - 78, 158
- longiflorum (Thou.) Schltr - 158
- maximum Ridl. - 98
- papillosum Rolfe - 61
- thouarsii Lindl. - 18, 158
- umbellatum (Forst. f.) Hook. & Arn. - 158

**Dendrobium galeatum Sw. - 162**

- pumilum Sw. - 60, 161

**Epidendrum umbellatum Forst. f. -**

- 158
- umbellatum Sw. - 158

**Genyorchis apetala (Lindl.) J.J. Vermeulen - 60, 161**

- micropetala (Lindl.) Schltr - 162
- pumila (Sw.) Schltr - 60, 161

**Loxosepalum-diphylli Perrier - 5, 7**

**Maxillariinae - 7**

**Megaclinium Lindl. - 5, 17, 18**

**Megaclinium sect. Eumegaclinium Krzl. - 18**

**Megaclinium sect. Pseudomegaclinium Krzl. - 18**

**Megaclinium sect. Psilorhachis Krzl. - 18**

- angustum Rolfe - 127
- arnoldianum De Wild. - 126
- bambiliense De Wild. - 116
- brixhei De Wild. - 127
- buchenavianum Krzl. - 18, 129
- bufo Lindl. - 125
- chevalierii De Wild. - 117
- clarkei Rolfe - 116
- colubrinum Rchb. f. - 96
- congolense De Wild. - 104
- deistelianum Krzl. - 125
- djumaense De Wild. - 98

**Megaclinium (continued)**

- elaense De Wild. - 116
- eburneum Pfitz. ex Krzl. - 116
- endotrachys Krzl. - 124
- falcatum Lindl. - 18, 124
- flaccidum Hook. - 97, 129
- fuerstenbergianum De Wild. - 118
- gentilii De Wild. - 28, 125
- gilletii De Wild. - 104
- hebetatum Krzl. - 18, 104
- hemirhachis Pfitz. - 124
- imbricatum (Lindl.) Rolfe - 103
- imschootianum Rolfe - 96
- inaequale Rchb. f. - 96
- injoloense De Wild. - 102
- intermedium De Wild. - 130
- jespersenii De Wild. - 116
- lanuriense De Wild. - 127
- lasianthum Krzl. - 126
- ledermannii Krzl. - 104
- lepturum Krzl. - 129
- leucorhachis Rolfe - 104
- lindleyi Rolfe - 129
- lutescens Rolfe - 113
- maximum auct. non Lindl. (1830): Lindl. - 97, 129
- maximum Lindl. - 97
- melanorrhachis Rchb. f. - 126
- mellerii Hook. f. - 109
- millenii Rolfe - 126
- minor De Wild. - 110
- minutum Rolfe - 126
  - var. purpureum De Wild. - 126
- nummularia Wendl. & Krzl. - 160
- oxydon Rchb. f. - 124
- oxypterum Lindl. - 98
  - var. mozambicense Finet - 98
- platyrhachis Rolfe - 98, 144
- pobeguini Finet - 116
- purpuratum Lindl. - 98
- purpureorhachis De Wild. - 112
- pusillum Rolfe - 109
- renkinianum Laur. - 92
- sandersonii Hook. f. - 109
- scaberulum Rolfe - 116
- sereti De Wild. - 125
- solheidii De Wild. - 127
- strobiliferum (Krzl.) Rolfe - 103
- subcoriaceum De Wild. - 98
- tentaculigerum (Rchb. f.) Durand & Schinz - 109
- triste Rolfe - 104
- ugandae Rolfe - 124
- velutinum Lindl. - 126
- zobiaense De Wild. - 116

**Phyllorchis Kuntze - 18**

- barbigera (Lindl.) Kuntze - 37
- bifaria (Hook. f.) Kuntze - 87
- bufo (Lindl.) Kuntze - 125
- calamaria (Lindl.) Kuntze - 36

Phyllorchis (continued)

- cochleata (Lindl.) Kuntze - 41
- colubrina (Rchb. f.) Kuntze - 96
- comata (Lindl.) Kuntze - 86
- coriscensis (Rchb. f.) Kuntze - 65
- distans (Lindl.) Kuntze - 34
- falcata (Lindl.) Kuntze - 124
- falcipectata (Lindl.) Kuntze - 113
- flavida (Lindl.) Kuntze - 60
- fusca (Lindl.) Kuntze - 147
- gravida (Lindl.) Kuntze - 42
- herminiostachys (Rchb. f.) Kuntze - 60
- imbricata (Lindl.) Kuntze - 103
- inaequalis (Rchb. f.) Kuntze - 96
- intertexta (Lindl.) Kuntze - 54
- josephii Kuntze - 68
- longiflora (Thou.) Kuntze - 158
- lupulina (Lindl.) Kuntze - 139
- mannii (Lindl.) Kuntze - 41
- maxima (Lindl.) Kuntze - 97
- monticola (Hook. f.) Kuntze - 43
- oreonastes (Rchb. f.) Kuntze - 149
- oxyptera (Lindl.) Kuntze - 98
- pavimentata (Lindl.) Kuntze - 60

Phyllorchis (continued)

- pipio (Rchb. f.) Kuntze - 58
- recurva (Lindl.) Kuntze - 60
- rhizophorae (Lindl.) Kuntze - 126
- saltatoria (Lindl.) Kuntze - 33
- seychellarum (Rchb. f.) Kuntze - 54
- thouarsii (Lindl.) Kuntze - 158
- umbellata (Forst. f.) Kuntze - 158
- velutina (Lindl.) Kuntze - 126
- Phyllorkis Thou. - 18
- Pityphyllum Schltr - 7
- Polystachya galeata (Sw.) Rchb. f. - 162
- Stolzia cupuligera (Krzl.) Summerh. - 161
- elaidum (Lindl.) Summerh. - 162
- peperomioides (Krzl.) Summerh. - 163
- Taurostalix Rchb. f. - 18
- herminiostachys Rchb. f. - 18, 60
- Tribrachia Lindl. - 18
- pendula Lindl. - 18, 60
- reptans Lindl. - 18



# PLATES

## LEGENDS OF THE PLATES

### Plate 1

- a. *B. schinzianum* Krzl. var. *schinzianum*  
Jongejan, cult. 915, from Ivory Coast. Photograph Jongejan M-6-26
- b. *B. schinzianum* Krzl. var. *phaeopogon* (Schltr) J.J. Vermeulen  
Jongejan, cult. 877, from Zaire. Photograph Jongejan M-6-22
- c. *B. subligaculiferum* J.J. Vermeulen  
Wageningen, cult. Hort (de Wilde et al. [1983] 183) 83PTGA256, from Gabon.  
Photograph H.C.D. de Wit
- d. *B. saltatorium* Lindl. var. *saltatorium*  
Jongejan, cult. 878, from Africa, country not known. Photograph Jongejan  
M-6-10

### Plate 2

- a. *B. saltatorium* Lindl. var. *albociliatum* (Finet) J.J. Vermeulen  
Leiden, cult. Hort. (v.d. Laan 1027) 23602, from Gabon. Photograph B.N. Kieft  
(collection Rijksherbarium, Leiden)
- b. *B. saltatorium* Lindl. var. *albociliatum* (Finet) J.J. Vermeulen  
Jongejan, cult. s.n., from Africa, country not known. Photograph Jongejan  
C-I-36 (collection Rijksherbarium, Leiden)
- c. *B. saltatorium* Lindl. var. *calamarium* (Finet) J.J. Vermeulen  
Jongejan, cult. s.n., from Liberia. Photograph Jongejan C-II-7 (collection Rijks-  
herbarium, Leiden)
- d. *B. barbigerum* Lindl.  
Jongejan, cult. 48, from Africa, country not known. Photograph Jongejan  
M-6-16

### Plate 3

- a. *B. vulcanicum* Krzl.  
Jongejan, cult. 60, from Rwanda. Photograph Jongejan O-4-11
- b. *B. cochleatum* Lindl. var. *cochleatum*  
Jongejan, cult. 23, from Africa, country not known. Photograph Jongejan  
J-4-20
- c. *B. cochleatum* Lindl. var. *bequaertii* (De Wild.) J.J. Vermeulen  
Jongejan, cult. s.n., from Africa, country not known. Photograph Jongejan  
C-1-19 (collection Rijksherbarium, Leiden)
- d. *B. pipio* Rchb. f.  
Jongejan, cult. 27, from Liberia. Photograph Jongejan A-II-29 (collection Rijks-  
herbarium, Leiden)

### Plate 4

- a. *B. pumilum* (Sw.) Lindl.  
Jongejan, cult. 26, from Africa, country not known. Photograph Jongejan J-4-8
- b. *B. pumilum* (Sw.) Lindl.  
Jongejan, cult. 874, from Zaire. Photograph Jongejan M-4-24
- c. *B. pumilum* (Sw.) Lindl.  
Jongejan, cult. s.n., from Ivory Coast. Photograph Jongejan B-VI-26 (collection  
Rijksherbarium, Leiden)
- d. *B. pumilum* (Sw.) Lindl.  
Jongejan, cult. s.n., from Africa, country not known. Photograph Jongejan C-  
IV-26 (collection Rijksherbarium, Leiden)

### Plate 5

- a. *B. pumilum* (Sw.) Lindl.  
Jongejan, cult. 51, from Africa, country not known. Photograph Jongejan M-4-32
- b. *B. josephii* (Kuntze) Summerh. var. *josephii*  
From Malawi. Photograph E.A.S. la Croix
- c. *B. expallidum* J.J. Vermeulen  
From Malawi. Photograph E.A.S. la Croix
- d. *B. schimperanum* Krzl.  
Jongejan, cult. 54, from Zaire. Photograph Jongejan I-2-25

### Plate 6

- a. *B. oxychilum* Schltr.  
Jongejan, cult. s.n., from Ivory Coast. Photograph Jongejan A-II-15 (collection Rijksherbarium, Leiden)
- b. *B. comatum* Lindl. var. *inflatum* (Rolfe) J.J. Vermeulen  
Jongejan, cult. 55, from Liberia. Photograph Jongejan J-4-13
- c. *B. imbricatum* Lindl.  
Jongejan, cult. 914, from Zaire. Photograph Jongejan M-4-21
- d. *B. imbricatum* Lindl.  
Kew, cult. Hort. Photograph D. Menzies (collection Rijksherbarium, Leiden)

### Plate 7

- a. *B. maximum* (Lindl.) Rchb. f.  
Jongejan, cult. 19, from Kenya. Photograph Jongejan s.n. (collection Rijksherbarium, Leiden)
- b. *B. magnibracteatum* Summerh.  
Leiden, cult. Hort. (v.d. Laan 953) 25065, from Gabon. Photograph B.N. Kieft (collection Rijksherbarium, Leiden)
- c. *B. sandersonii* (Hook. f.) Rchb. f. ssp. *sandersonii*  
Jongejan, cult. 922, from Africa, country not known. Photograph Jongejan O-6-28
- d. *B. sandersonii* (Hook. f.) Rchb. f. ssp. *stenopetalum* (Krzl.) J.J. Vermeulen  
Jongejan, cult. 897, from Africa, country not known. Photograph Jongejan M-4-17

### Plate 8

- a. *B. lizae* J.J. Vermeulen  
Wageningen, cult. Hort. (de Wilde et al. [1980] 129) 80PTST061, from Sao Tomé. Photograph Jongejan J-4-28
- b. *B. purpureorhachis* (De Wild.) Schltr  
Jongejan, cult. 875, from Zaire. Photograph Jongejan M-4-3
- c. *B. purpureorhachis* (De Wild.) Schltr  
Jongejan, cult. 875, from Zaire. Photograph Jongejan M-4-5
- d. *B. resupinatum* Ridl. var. *resupinatum*  
Jongejan, cult. 99, from Ivory Coast. Photograph Jongejan J-6-17

### Plate 9

- a. *B. falcatum* (Lindl.) Rchb. f. var. *falcatum*  
Jongejan, cult. 76, from Zaire. Photograph Jongejan I-2-19
- b. *B. falcatum* (Lindl.) Rchb. f. var. *bufo* (Lindl.) J.J. Vermeulen  
Paris, cult. Hort. s.n., from Africa, country not known. Photograph B.N. Kieft  
(collection Rijksherbarium, Leiden)
- c. *B. falcatum* (Lindl.) Rchb. f. var. *velutinum* (Lindl.) J.J. Vermeulen  
Jongejan, cult. 30, from Africa, country not known. Photograph Jongejan A-  
I-11 (collection Rijksherbarium, Leiden)
- d. *B. falcatum* (Lindl.) Rchb. f. var. *velutinum* (Lindl.) J.J. Vermeulen  
Jongejan, cult. 930, from Africa, country not known. Photograph Jongejan  
A-1-31

### Plate 10


- a. *B. calyptratum* Krzl. *calyptratum*  
Leiden, cult. Hort. (de Wilde et al. [1983] 938) 23633, from Gabon. Photograph  
B.N. Kieft (collection Rijksherbarium, Leiden)
- b. *B. calyptratum* Krzl. var. *graminifolium* (Summerh.) J.J. Vermeulen  
Jongejan, cult. s.n., from Liberia. Photograph Jongejan C-I-6 (collection Rijks-  
herbarium, Leiden)
- c. *B. porphyrostachys* Summerh.  
Jongejan, cult. 15, from Africa, country not known. Photograph Jongejan s.n.  
(collection Rijksherbarium, Leiden)
- d. *B. porphyrostachys* Summerh.  
Jongejan, cult. 15, from Africa, country not known. Photograph Jongejan s.n.  
(collection Rijksherbarium, Leiden)

### Plate 11

- a. *B. lupulinum* Lindl.  
Jongejan, cult. 448, from Cameroun. Photograph Jongejan O-4-30
- b. *B. acutebracteatum* De Wild. var. *acutebracteatum*  
Jongejan, cult. 6, from Liberia. Photograph Jongejan A-II-33 (collection Rijks-  
herbarium, Leiden)
- c. *B. fuscum* Lindl. var. *fuscum*  
Jongejan, cult. 405, from Africa, country not known. Photograph Jongejan  
J-4-25 (collection Rijksherbarium, Leiden)
- d. *B. longiflorum* Thouars  
From Malawi. Photograph E.A.S. la Croix



a. *B. schinzianum* Krzl  
var. *schinzianum*



b. *B. schinzianum* Krzl.  
var. *phaeopogon* (Schltr) J.J. Vermeulen



c. *B. subligaculiferum* J.J. Vermeulen



d. *B. saltatorium* Lindl.  
var. *saltatorium*



Plate 2



a. *B. saltatorium* Lindl.  
var. *albociliatum* (Finet) J.J. Vermeulen



b. *B. saltatorium* Lindl.  
var. *albociliatum* (Finet) J.J. Vermeulen



c. *B. saltatorium* Lindl.  
var. *calamarium* (Finet) J.J. Vermeulen



d. *B. barbigerum* Lindl.





a. *B. vulcanicum* Krzl.



b. *B. cochleatum* Lindl.  
var. *cochleatum*



c. *B. cochleatum* Lindl.  
var. *bequaertii* (De Wild.) J.J. Vermeulen.



d. *B. pipio* Rchb. f.

Plate 4



a. *B. pumilum* (Sw.) Lindl.



b. *B. pumilum* (Sw.) Lindl.



c. *B. pumilum* (Sw.) Lindl.



d. *B. pumilum* (Sw.) Lindl.





a. *B. pumilum* (Sw.) Lindl.



b. *B. josephii* (Kuntze) Summerh.  
var. *josephii*



c. *B. expallidum* J.J. Vermeulen



d. *B. schimperanum* Krzl.



Plate 6



a. *B. oxychilum* Schltr.



b. *B. comatum* Lindl.  
var. *inflatum* (Rolfe) J.J. Vermeulen



c. *B. imbricatum* Lindl.



d. *B. imbricatum* Lindl.





a. *B. maximum* (Lindl.) Rchb. f.



b. *B. magnibracteatum* Summerh.



c. *B. sandersonii* (Hook. f.) Rchb. f.  
ssp. *sandersonii*

*Orchid Monographs* 2 (1987)



d. *B. sandersonii* (Hook. f.) Rchb. f.  
ssp. *stenopetalum* (Krzl.) J.J. Vermeulen



Plate 8




a. *B. lizae* J.J. Vermeulen



b. *B. purpureorhachis* (De Wild.) Schltr



c. *B. purpureorhachis* (De Wild.) Schltr



d. *B. resupinatum* Ridl.  
var. *resupinatum*






a. *B. falcatum* (Lindl.) Rchb. f.  
var. *falcatum*



b. *B. falcatum* (Lindl.) Rchb. f.  
var. *bufo* (Lindl.) J.J. Vermeulen



c. *B. falcatum* (Lindl.) Rchb. f.  
var. *velutinum* (Lindl.) J.J. Vermeulen




d. 77 *B. falcatum* (Lindl.) Rchb. f.  
var. *velutinum* (Lindl.) J.J. Vermeulen

**Plate 10**



a. *B. calyptratum* Krzl.  
var. *calyptratum*



b. *B. calyptratum* Krzl.  
var. *graminifolium* (Summerh.)  
J.J. Vermeulen



c. *B. porphyrostachys* Summerh.



d. *B. porphyrostachys* Summerh.





a. *B. lupulinum* Lindl.



b. *B. acutebracteatum* De Wild.  
var. *acutebracteatum*



c. *B. fuscum* Lindl.  
var. *fuscum*



d. *B. longiflorum* Thouars